

Influenza situation in the Eastern Mediterranean Region

W46/2018 (from 11/11/2018 to 17/11/2018)

Source of data: EMFLU Network and FLUMART

Figure 1. Number of positive influenza cases and influenza positivity rate per week, 2017-2018

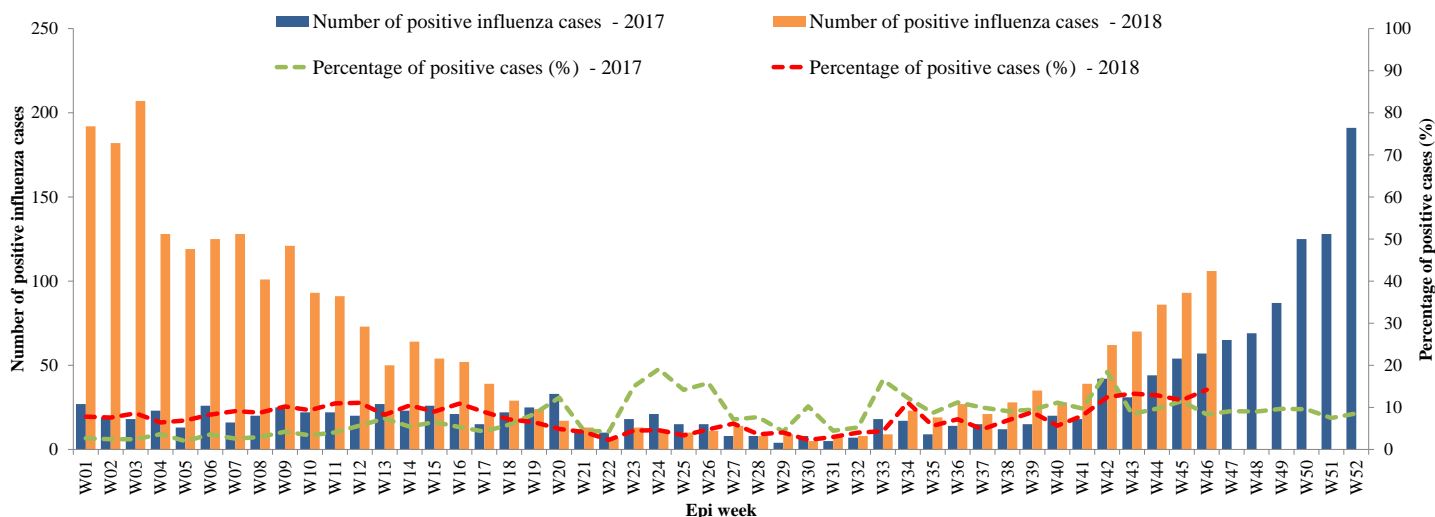


Figure 2. Percentage of circulating virus type by positive influenza cases

W40/2017 - W46/2018

Last 4 weeks

■ Flu A (H1N1)pdm09 ■ Flu A (H3N2) ■ Flu A (Not-subtyped) ■ Flu B ■ Flu A (H1N1)pdm09 ■ Flu A (H3N2) ■ Flu A (Not-subtyped) ■ Flu B

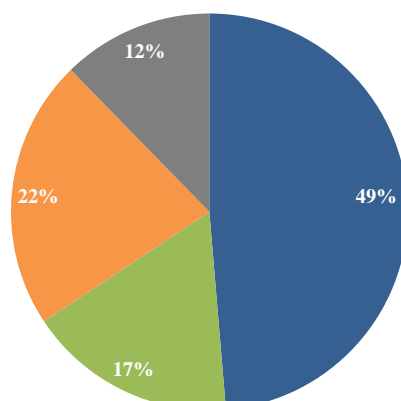
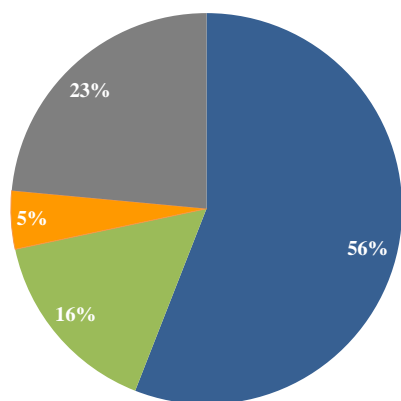


Table 1. Type and Number of influenza viruses detected from W40/2017 to W46/2018 and during last four weeks

Virus type	W40/2017-W46/2018	Last 4 weeks
	Number (%)	Number (%)
Flu A (H1N1)pdm09	17086 (56)	1847 (49)
Flu A (H3N2)	4802 (16)	646 (17)
Flu A (Not-subtyped)	1469 (5)	835 (22)
Flu B	7185 (24)	467 (12)
Total	30542	3795

Figure 3. Comparison of respiratory pathogens detected from tested specimens by last 12 weeks

W46/2018

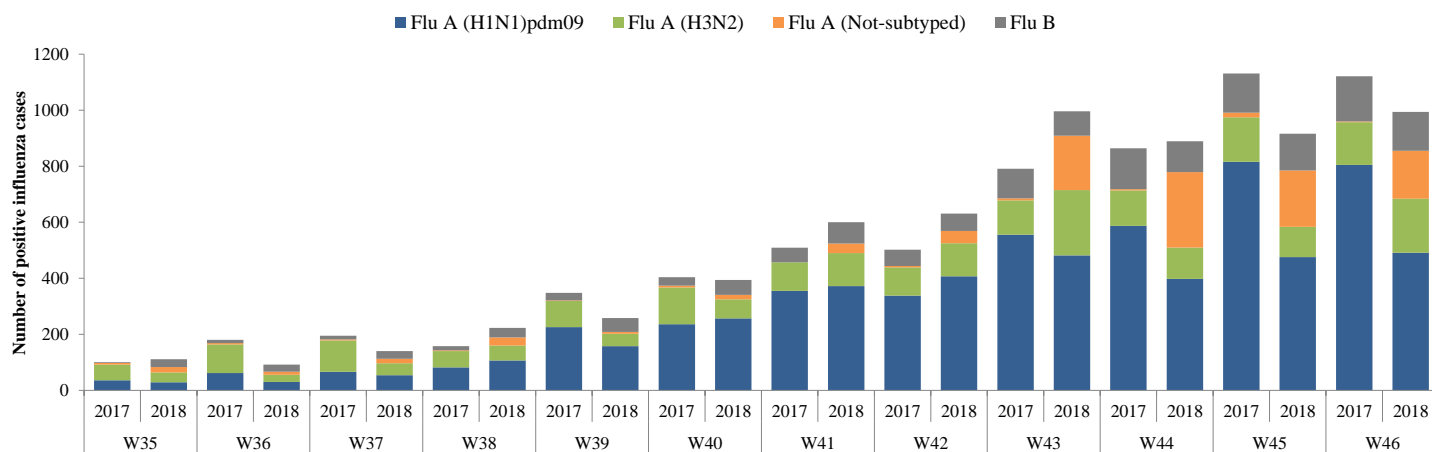


Figure 4 Age group distribution of influenza cases by virus type in the EMR from W40/2017 to W46/2018

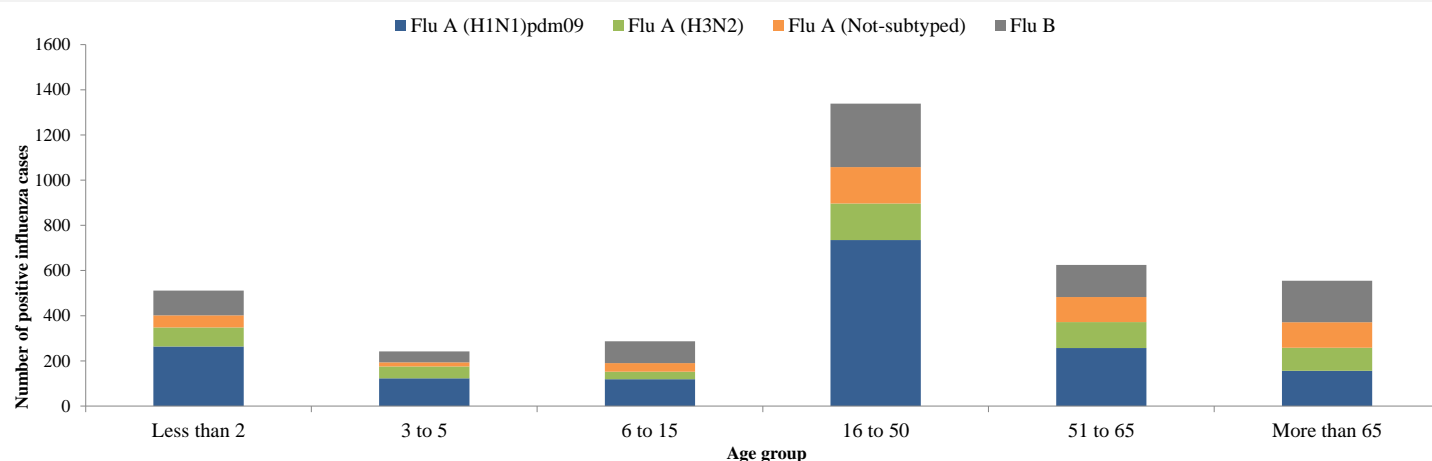


Table 2. Reported cases by country

W01-W46/2018

Country	Number of enrolled cases	Tested cases Number (%)	Influenza positive cases Number (%)	Positive cases			
				Flu A			Flu B
				Flu A (H1N1)pdm09	Flu A (H3N2)	Flu A (Not-subtyped)	Number (%)
Afghanistan	2739	2729 (100)	149 (5)	47 (32)	54 (36)	(-)	48 (32)
Bahrain	611	597 (98)	174 (29)	68 (39)	39 (22)	13 (7)	54 (31)
Egypt	10772	10772 (100)	1785 (17)	773 (43)	459 (26)	2 (0)	551 (31)
Iran (Islamic Republic of)	7879	7879 (100)	716 (9)	229 (32)	194 (27)	19 (3)	274 (38)
Iraq	1279	1279 (100)	279 (22)	202 (72)	8 (3)	(-)	69 (25)
Jordan	1895	1895 (100)	252 (13)	169 (67)	4 (2)	2 (1)	77 (31)
Kuwait	7100	6930 (98)	1391 (20)	373 (27)	339 (24)	4 (0)	675 (49)
Lebanon	675	668 (99)	124 (19)	37 (30)	39 (31)	3 (2)	45 (36)
Morocco	1325	1325 (100)	310 (23)	50 (16)	108 (35)	(-)	152 (49)
occupied Palestinian territory	1359	1359 (100)	293 (22)	258 (88)	6 (2)	6 (2)	23 (8)
Oman	6125	6005 (98)	1055 (18)	316 (30)	465 (44)	(-)	274 (26)
Pakistan	2882	2882 (100)	804 (28)	514 (64)	231 (29)	(-)	59 (7)
Qatar	37162	37162 (100)	8824 (24)	4704 (53)	925 (10)	932 (11)	2263 (26)
Saudi Arabia	6979	6657 (95)	869 (13)	181 (21)	(-)	360 (41)	328 (38)
Sudan	302	302 (100)	27 (9)	1 (4)	7 (26)	14 (52)	5 (19)
Syrian Arab Republic	112	112 (100)	24 (21)	12 (50)	(-)	3 (13)	9 (38)
Tunisia	1290	1289 (100)	314 (24)	213 (68)	82 (26)	(-)	19 (6)
Yemen	476	21 (4)	7 (33)	3 (43)	(-)	2 (29)	2 (29)
Total	90962	89863 (99)	17397 (19)	8150 (47)	2960 (17)	1360 (8)	4927 (28)

Published by the Infectious Hazard Management (IHM) unit, World Health Organization (WHO)

Eastern Mediterranean Regional Office (EMRO), Cairo, Egypt.

For Correspondence: Tel. + 20-2-22765797, Fax + 20-2-2765456. E-mail: emrgooutbreak@who.int

Influenza monthly situation updates are available at: <http://www.emro.who.int/health-topics/influenza/regional-situation-update.html>