

Influenza situation in the Eastern Mediterranean Region

W40/2019 (from 29/09/2019 to 05/10/2019)

Source of data: EMFLU Network and FLUMART

Figure 1. Number of positive influenza cases and influenza positivity rate per week, 2018-2019

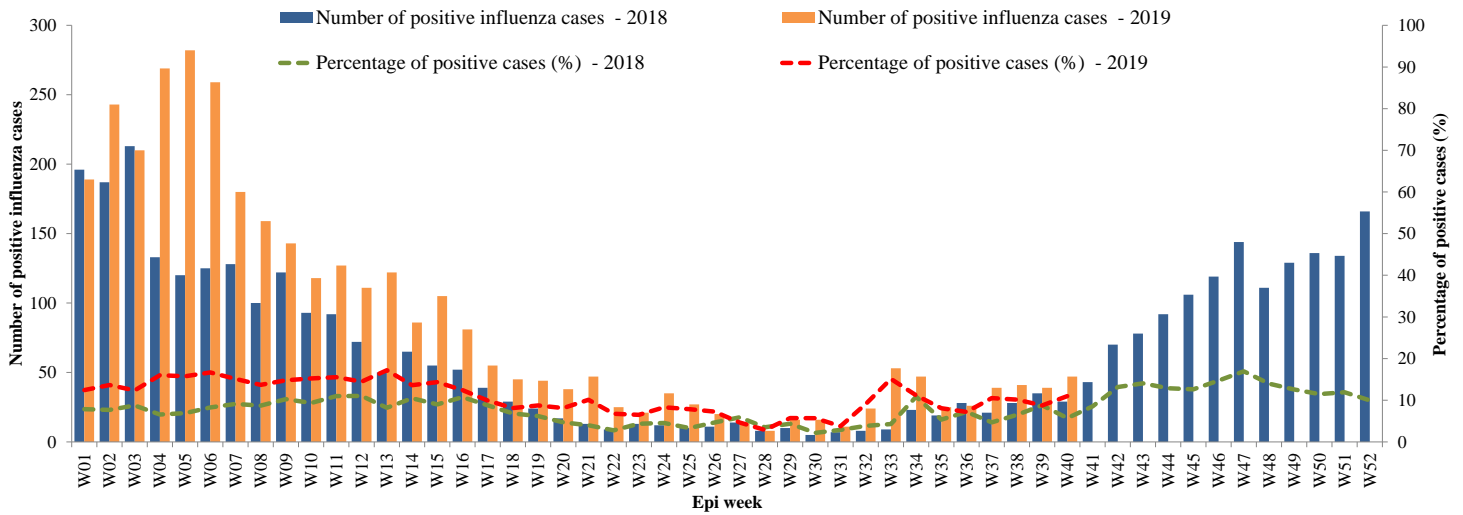


Figure 2. Percentage of circulating virus type by positive influenza cases

W40/2018 - W40/2019

Last 4 weeks

■ Flu A (H1N1)pdm09 ■ Flu A (H3N2) ■ Flu A (Not-subtyped) ■ Flu B

■ Flu A (H1N1)pdm09 ■ Flu A (H3N2) ■ Flu A (Not-subtyped) ■ Flu B

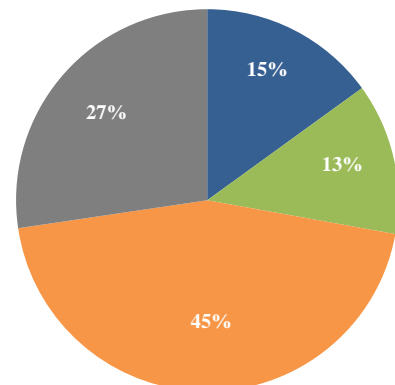
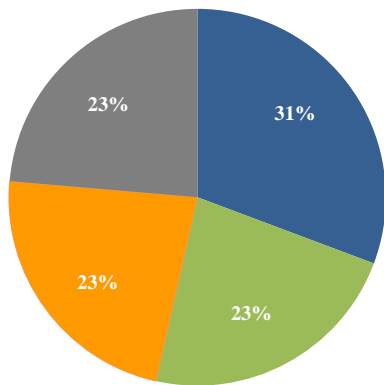


Table 1. Type and Number of influenza viruses detected from W40/2018 to W40/2019 and during last four weeks

Virus type	W40/2018-W40/2019	Last 4 weeks
	Number (%)	Number (%)
Flu A (H1N1)pdm09	7551 (31)	273 (15)
Flu A (H3N2)	5613 (23)	233 (13)
Flu A (Not-subtyped)	5609 (23)	815 (45)
Flu B	5812 (24)	497 (27)
Total	24585	1818

Figure 3. Comparison of respiratory pathogens detected from tested specimens by last 12 weeks

W40/2019

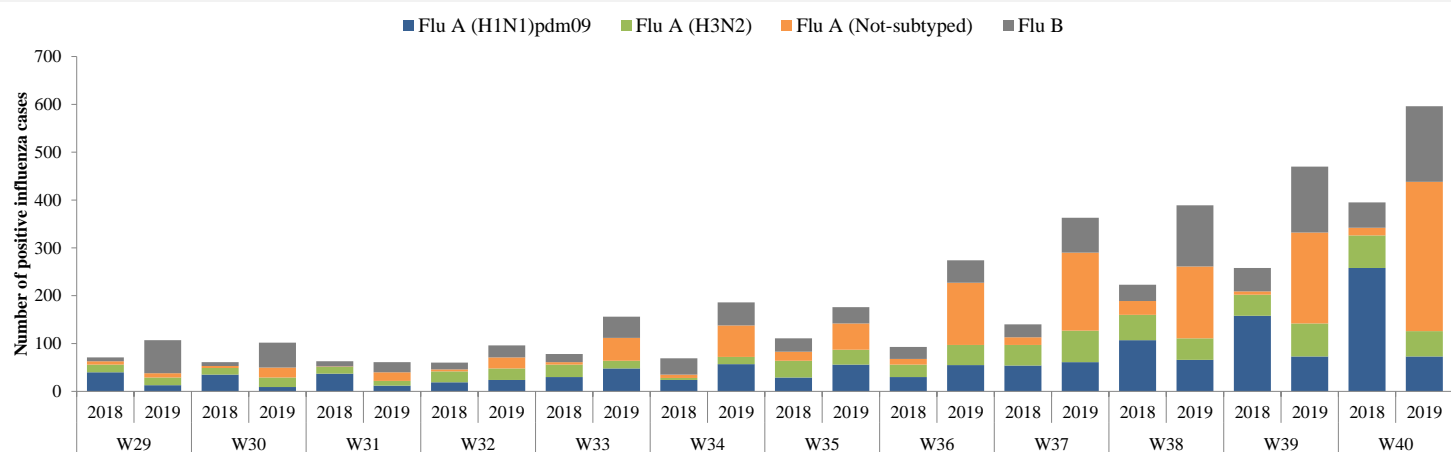
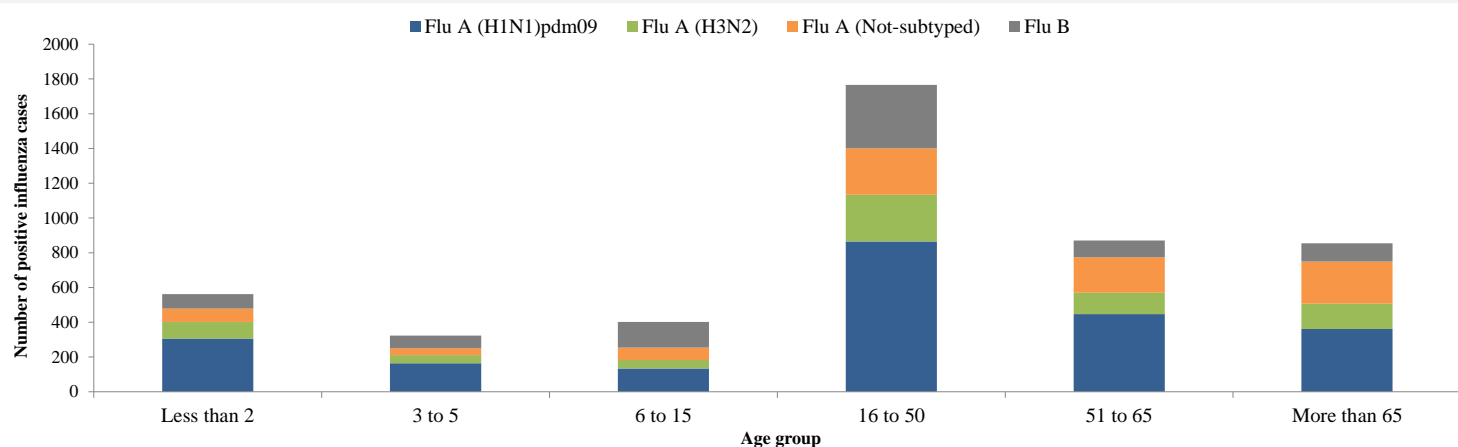


Figure 4 Age group distribution of influenza cases by virus type in the EMR from W40/2018 to W40/2019



**Table 2. Reported cases by country
W01-W40/2019**

Country	Number of enrolled cases	Tested cases Number (%)	Influenza positive cases Number (%)	Positive cases			
				Flu A			Flu B
				Flu A (H1N1)pdm09	Flu A (H3N2)	Flu A (Not-subtyped)	Number (%)
Afghanistan	2417	2310 (96)	171 (7)	95 (56)	37 (22)	(-)	39 (23)
Bahrain	583	563 (97)	103 (18)	52 (50)	9 (9)	8 (8)	34 (33)
Egypt	6750	6750 (100)	691 (10)	113 (16)	179 (26)	(-)	399 (58)
Iran (Islamic Republic of)	9994	9994 (100)	1811 (18)	80 (4)	1340 (74)	360 (20)	31 (2)
Iraq	639	639 (100)	78 (12)	13 (17)	65 (83)	(-)	(-)
Jordan	578	578 (100)	78 (13)	32 (41)	36 (46)	(-)	10 (13)
Kuwait	6370	6370 (100)	1741 (27)	745 (43)	249 (14)	36 (2)	711 (41)
Lebanon	584	551 (94)	219 (40)	94 (43)	110 (50)	(-)	15 (7)
Morocco	2050	2050 (100)	750 (37)	514 (69)	217 (29)	12 (2)	7 (1)
occupied Palestinian territory	2359	2359 (100)	731 (31)	434 (59)	297 (41)	(-)	(-)
Oman	4879	4619 (95)	798 (17)	310 (39)	146 (18)	(-)	342 (43)
Pakistan	2370	2370 (100)	611 (26)	282 (46)	103 (17)	(-)	226 (37)
Qatar	27002	27002 (100)	4853 (18)	282 (6)	562 (12)	2336 (48)	1673 (34)
Saudi Arabia	9993	9108 (91)	1324 (15)	593 (45)	(-)	341 (26)	390 (29)
Sudan	235	227 (97)	14 (6)	1 (7)	2 (14)	10 (71)	1 (7)
Syrian Arab Republic	98	97 (99)	33 (34)	15 (45)	8 (24)	10 (30)	(-)
Tunisia	631	460 (73)	197 (43)	57 (29)	130 (66)	(-)	10 (5)
United Arab Emirates	355	354 (100)	33 (9)	15 (45)	4 (12)	7 (21)	7 (21)
Yemen	586	576 (98)	147 (26)	118 (80)	(-)	13 (9)	16 (11)
Total	78473	76977 (98)	14383 (19)	3845 (27)	3494 (24)	3133 (22)	3911 (27)

Published by the Infectious Hazard Management (IHM) unit, World Health Organization (WHO)
Eastern Mediterranean Regional Office (EMRO), Cairo, Egypt.

For Correspondence: Tel. + 20-2-22765797, Fax + 20-2-2765456. E-mail: emrgooutbreak@who.int
Influenza monthly situation updates are available at: <http://www.emro.who.int/health-topics/influenza/regional-situation-update.html>