

Influenza situation in the Eastern Mediterranean Region

W27/2019 (from 30/06/2019 to 06/07/2019)

Source of data: EMFLU Network and FLUMART

Figure 1. Number of positive influenza cases and influenza positivity rate per week, 2018-2019

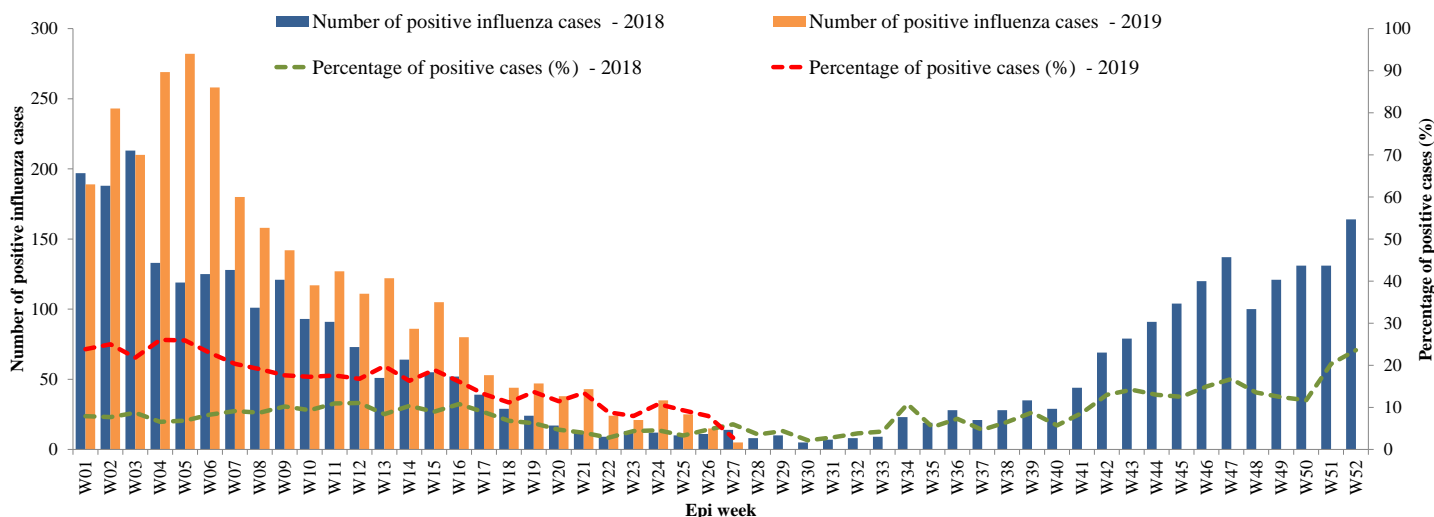


Figure 2. Percentage of circulating virus type by positive influenza cases

W40/2018 - W27/2019

Last 4 weeks

Flu A (H1N1)pdm09 Flu A (H3N2) Flu A (Not-subtyped) Flu B

Flu A (H1N1)pdm09 Flu A (H3N2) Flu A (Not-subtyped) Flu B

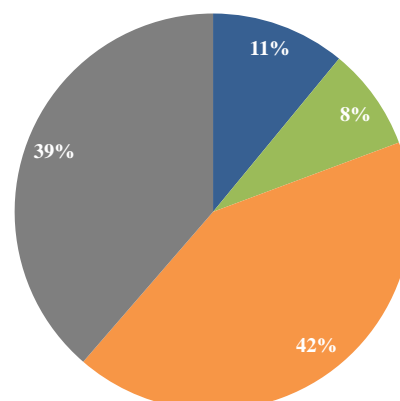
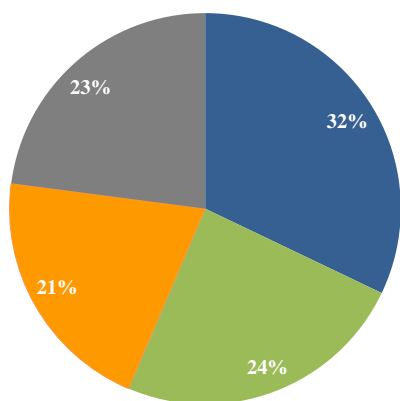


Table 1. Type and Number of influenza viruses detected from W40/2018 to W27/2019 and during last four weeks

Virus type	W40/2018-W27/2019	Last 4 weeks
	Number (%)	Number (%)
Flu A (H1N1)pdm09	6817 (32)	55 (11)
Flu A (H3N2)	5164 (24)	42 (8)
Flu A (Not-subtyped)	4385 (21)	211 (42)
Flu B	4870 (23)	194 (39)
Total	21236	502

Figure 3. Comparison of respiratory pathogens detected from tested specimens by last 12 weeks

W27/2019

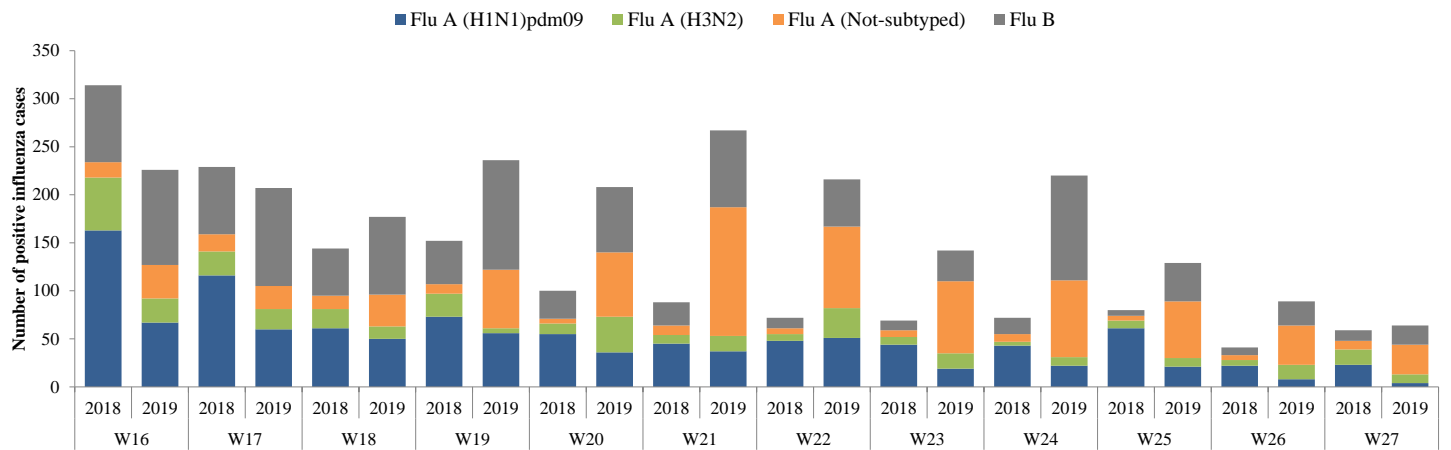
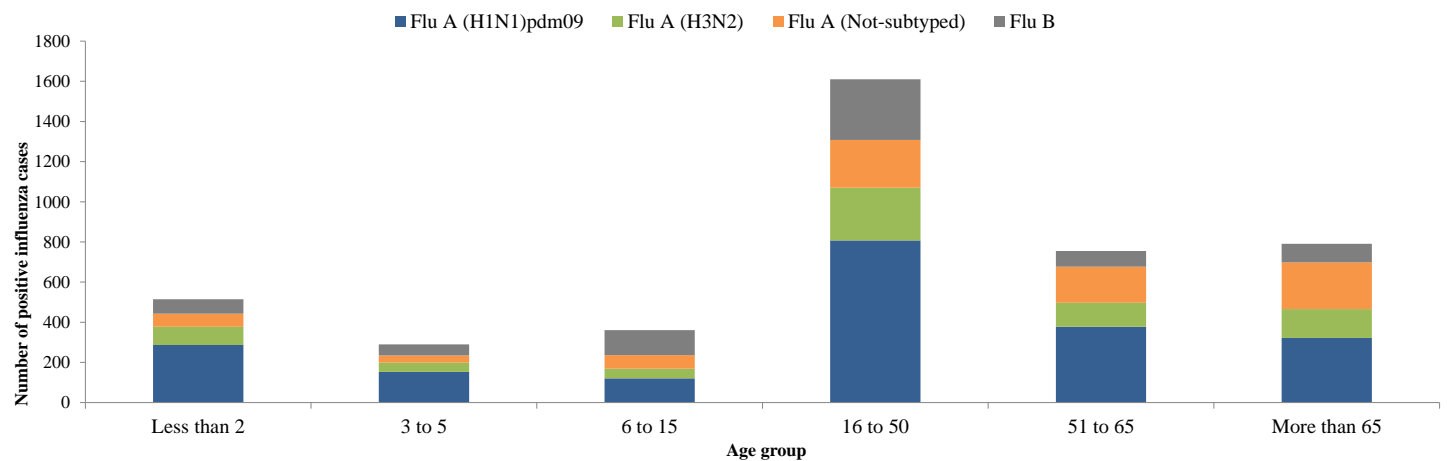


Figure 4 Age group distribution of influenza cases by virus type in the EMR from W40/2018 to W27/2019



**Table 2. Reported cases by country
W01-W27/2019**

Country	Number of enrolled cases	Tested cases Number (%)	Influenza positive cases Number (%)	Positive cases			
				Flu A			Flu B
				Flu A (H1N1)pdm09	Flu A (H3N2)	Flu A (Not-subtyped)	Number (%)
Afghanistan	1828	1828 (100)	168 (9)	95 (57)	37 (22)	(-)	36 (21)
Bahrain	436	429 (98)	82 (19)	33 (40)	9 (11)	8 (10)	32 (39)
Egypt	5695	5695 (100)	494 (9)	99 (20)	173 (35)	(-)	222 (45)
Iran (Islamic Republic of)	8875	8875 (100)	1748 (20)	52 (3)	1335 (76)	337 (19)	24 (1)
Iraq	556	556 (100)	78 (14)	13 (17)	65 (83)	(-)	(-)
Jordan	455	455 (100)	77 (17)	32 (42)	36 (47)	(-)	9 (12)
Kuwait	5076	5076 (100)	1282 (25)	633 (49)	209 (16)	27 (2)	413 (32)
Lebanon	498	493 (99)	213 (43)	93 (44)	107 (50)	(-)	13 (6)
Morocco	1992	1992 (100)	749 (38)	514 (69)	217 (29)	12 (2)	6 (1)
occupied Palestinian territory	2257	2257 (100)	728 (32)	434 (60)	294 (40)	(-)	(-)
Oman	3189	2960 (93)	406 (14)	150 (37)	73 (18)	(-)	183 (45)
Pakistan	2231	2229 (100)	609 (27)	282 (46)	103 (17)	(-)	224 (37)
Qatar	19516	19516 (100)	3134 (16)	196 (6)	270 (9)	1208 (39)	1460 (47)
Saudi Arabia	7576	2533 (33)	1096 (43)	455 (42)	(-)	301 (27)	340 (31)
Sudan	150	137 (91)	7 (5)	1 (14)	1 (14)	4 (57)	1 (14)
Syrian Arab Republic	98	97 (99)	33 (34)	15 (45)	8 (24)	10 (30)	(-)
Tunisia	460	460 (100)	139 (30)	30 (22)	106 (76)	(-)	3 (2)
United Arab Emirates	129	129 (100)	28 (22)	15 (54)	2 (7)	5 (18)	6 (21)
Yemen	121	(-)	(-)	(-)	(-)	(-)	(-)
Total	61138	55717 (91)	11071 (20)	3142 (28)	3045 (28)	1912 (17)	2972 (27)

Published by the Infectious Hazard Management (IHM) unit, World Health Organization (WHO)
Eastern Mediterranean Regional Office (EMRO), Cairo, Egypt.

For Correspondence: Tel. + 20-2-22765797, Fax + 20-2-2765456. E-mail: emrgooutbreak@who.int

Influenza monthly situation updates are available at: <http://www.emro.who.int/health-topics/influenza/regional-situation-update.html>