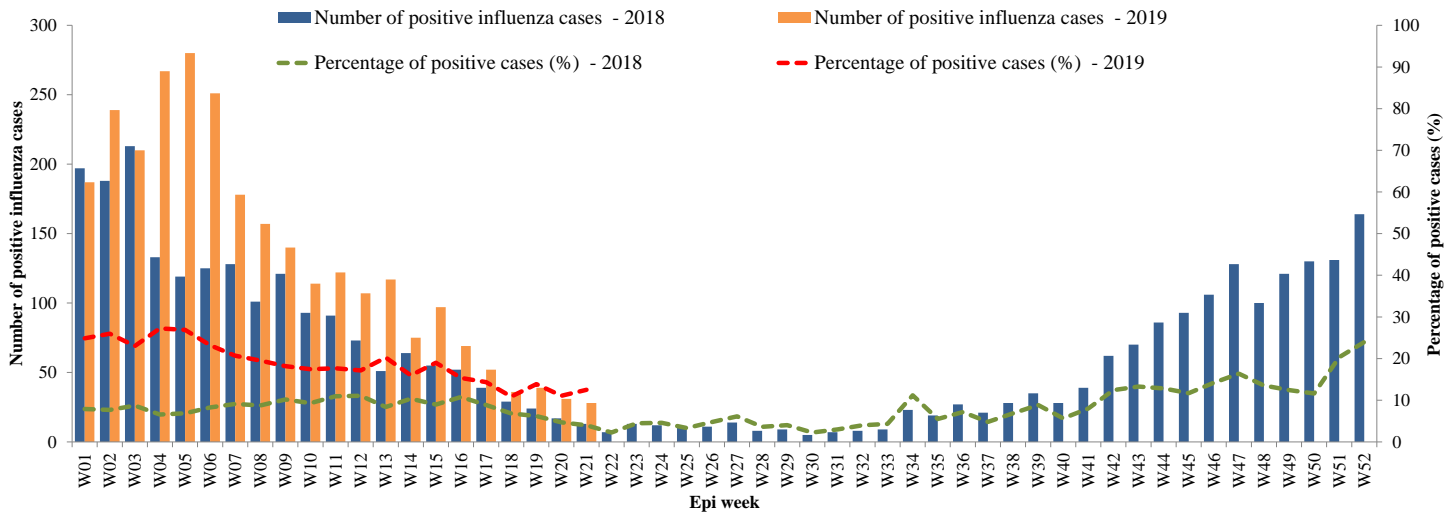


# Influenza situation in the Eastern Mediterranean Region

W21/2019 (from 19/05/2019 to 25/05/2019)

Source of data: **EMFLU Network** and **FLUMART**

**Figure 1. Number of positive influenza cases and influenza positivity rate per week, 2018-2019**



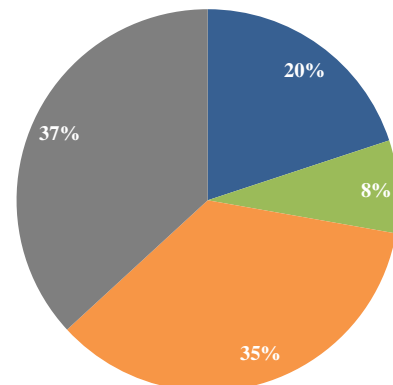
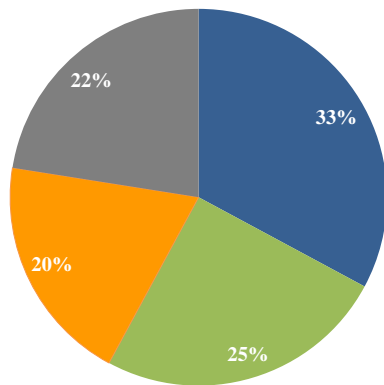
**Figure 2. Percentage of circulating virus type by positive influenza cases**

W40/2018 - W21/2019

Last 4 weeks

■ Flu A (H1N1)pdm09 ■ Flu A (H3N2) ■ Flu A (Not-subtyped) ■ Flu B

■ Flu A (H1N1)pdm09 ■ Flu A (H3N2) ■ Flu A (Not-subtyped) ■ Flu B

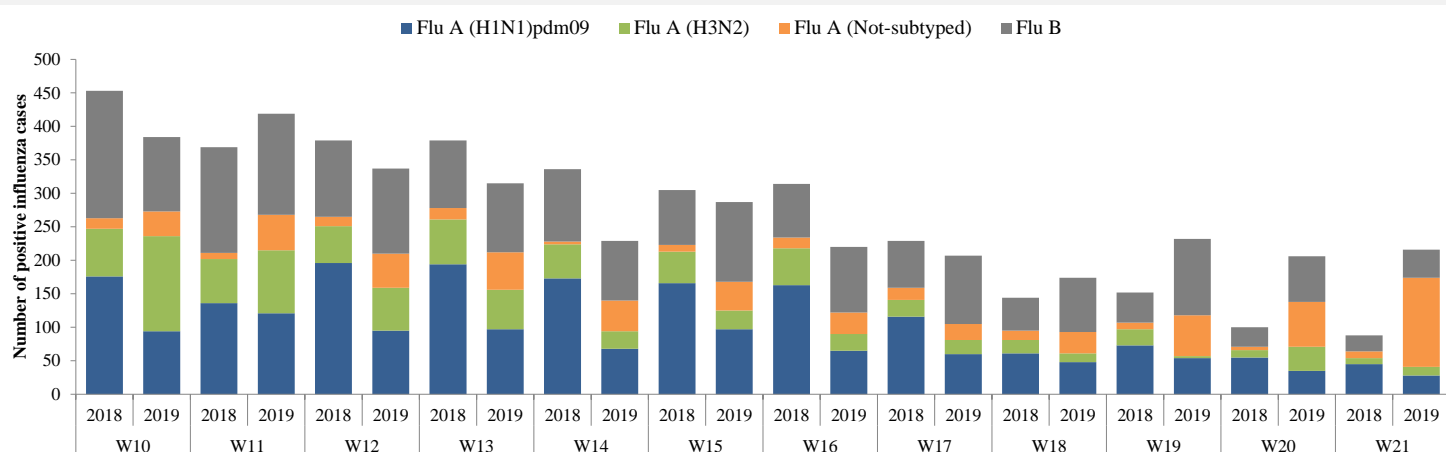


**Table 1. Type and Number of influenza viruses detected from W40/2018 to W21/2019 and during last four weeks**

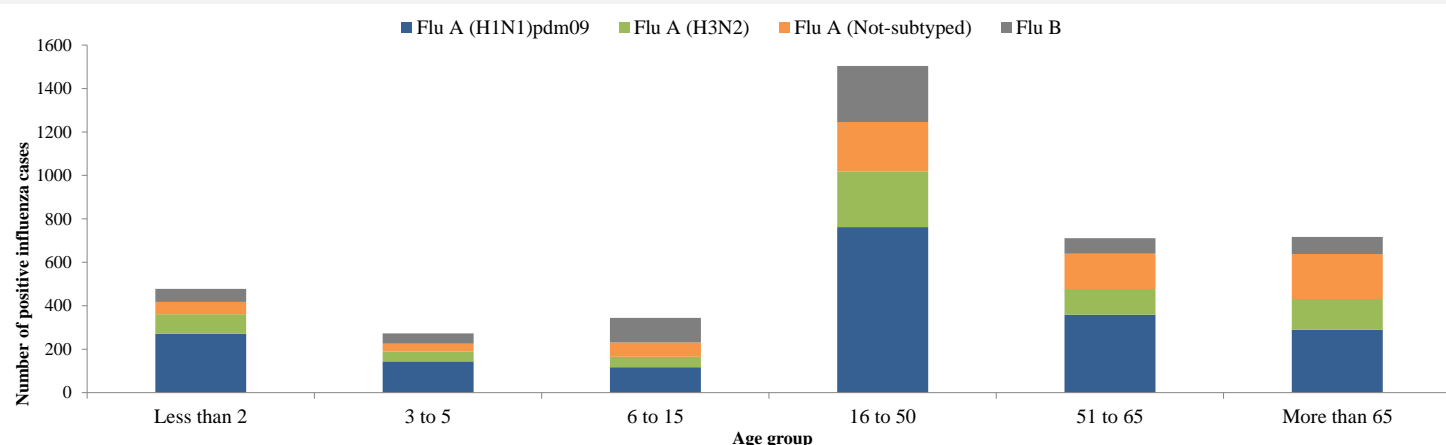
Virus type	W40/2018-W21/2019	Last 4 weeks
	Number (%)	Number (%)
Flu A (H1N1)pdm09	6649 (33)	165 (20)
Flu A (H3N2)	5065 (25)	65 (8)
Flu A (Not-subtyped)	3970 (20)	293 (35)
Flu B	4553 (22)	305 (37)
<b>Total</b>	<b>20237</b>	<b>828</b>

**Figure 3. Comparison of respiratory pathogens detected from tested specimens by last 12 weeks**

**W21/2019**



**Figure 4 Age group distribution of influenza cases by virus type in the EMR from W40/2018 to W21/2019**



**Table 2. Reported cases by country  
W01-W21/2019**

Country	Number of enrolled cases	Tested cases Number (%)	Influenza positive cases Number (%)	Positive cases			
				Flu A			Flu B
				Flu A (H1N1)pdm09	Flu A (H3N2)	Flu A (Not-subtyped)	Number (%)
Afghanistan	1585	1571 (99)	164 (10)	95 (58)	37 (23)	(-)	32 (20)
Bahrain	346	341 (99)	63 (18)	28 (44)	9 (14)	8 (13)	18 (29)
Egypt	4859	4859 (100)	378 (8)	93 (25)	171 (45)	(-)	114 (30)
Iran (Islamic Republic of)	8444	8444 (100)	1744 (21)	52 (3)	1335 (77)	337 (19)	20 (1)
Iraq	527	527 (100)	78 (15)	13 (17)	65 (83)	(-)	(-)
Jordan	392	390 (99)	77 (20)	32 (42)	36 (47)	(-)	9 (12)
Kuwait	4656	4656 (100)	1150 (25)	603 (52)	185 (16)	1 (0)	361 (31)
Lebanon	474	471 (99)	211 (45)	92 (44)	107 (51)	(-)	12 (6)
Morocco	1957	1957 (100)	747 (38)	512 (69)	217 (29)	12 (2)	6 (1)
occupied Palestinian territory	2229	2229 (100)	723 (32)	432 (60)	291 (40)	(-)	(-)
Oman	2705	2487 (92)	337 (14)	114 (34)	70 (21)	(-)	153 (45)
Pakistan	2032	2016 (99)	604 (30)	282 (47)	101 (17)	(-)	221 (37)
Qatar	16193	16193 (100)	2636 (16)	180 (7)	207 (8)	853 (32)	1396 (53)
Saudi Arabia	6455	2092 (32)	1002 (48)	413 (41)	(-)	286 (29)	303 (30)
Sudan	145	130 (90)	7 (5)	1 (14)	1 (14)	4 (57)	1 (14)
Syrian Arab Republic	98	97 (99)	33 (34)	15 (45)	8 (24)	10 (30)	(-)
Tunisia	460	460 (100)	139 (30)	30 (22)	106 (76)	(-)	3 (2)
United Arab Emirates	117	117 (100)	20 (17)	9 (45)	(-)	5 (25)	6 (30)
Yemen	121	(-)	(-)	(-)	(-)	(-)	(-)
<b>Total</b>	<b>53795</b>	<b>49037 (91)</b>	<b>10113 (21)</b>	<b>2996 (30)</b>	<b>2946 (29)</b>	<b>1516 (15)</b>	<b>2655 (26)</b>

Published by the Infectious Hazard Management (IHM) unit, World Health Organization (WHO) Eastern Mediterranean Regional Office (EMRO), Cairo, Egypt.

For Correspondence: Tel. + 20-2-22765797, Fax + 20-2-2765456. E-mail: [emrgooutbreak@who.int](mailto:emrgooutbreak@who.int)

Influenza monthly situation updates are available at: <http://www.emro.who.int/health-topics/influenza/regional-situation-update.html>