

Influenza situation in the Eastern Mediterranean Region

W20/2019 (from 12/05/2019 to 18/05/2019)

Source of data: EMFLU Network and FLUMART

Figure 1. Number of positive influenza cases and influenza positivity rate per week, 2018-2019

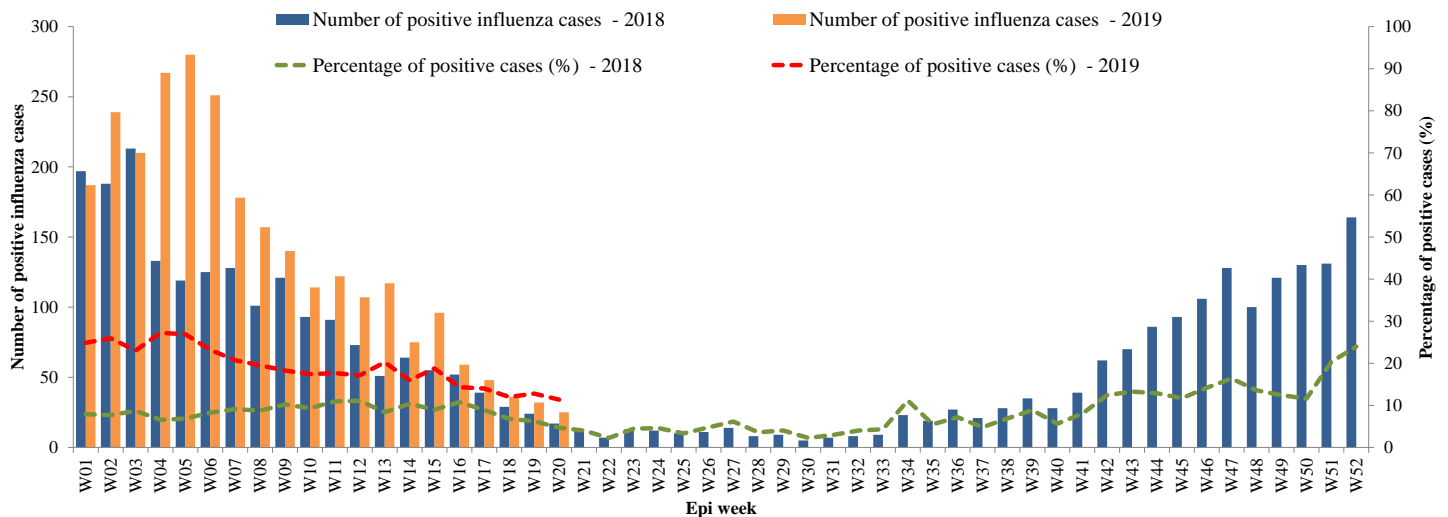


Figure 2. Percentage of circulating virus type by positive influenza cases

W40/2018 - W20/2019

Last 4 weeks

■ Flu A (H1N1)pdm09 ■ Flu A (H3N2) ■ Flu A (Not-subtyped) ■ Flu B

■ Flu A (H1N1)pdm09 ■ Flu A (H3N2) ■ Flu A (Not-subtyped) ■ Flu B

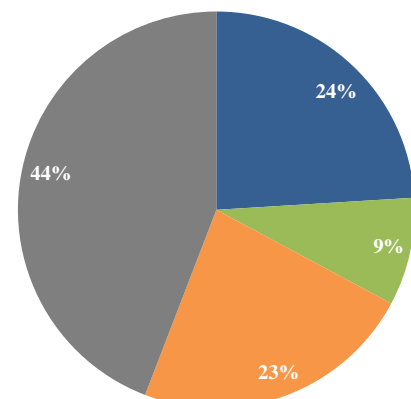
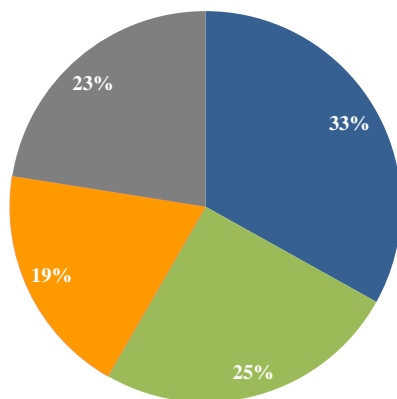


Table 1. Type and Number of influenza viruses detected from W40/2018 to W20/2019 and during last four weeks

Virus type	W40/2018-W20/2019	Last 4 weeks
	Number (%)	Number (%)
Flu A (H1N1)pdm09	6615 (33)	191 (24)
Flu A (H3N2)	5040 (25)	70 (9)
Flu A (Not-subtyped)	3836 (19)	183 (23)
Flu B	4496 (22)	351 (44)
Total	19987	795

Figure 3. Comparison of respiratory pathogens detected from tested specimens by last 12 weeks

W20/2019

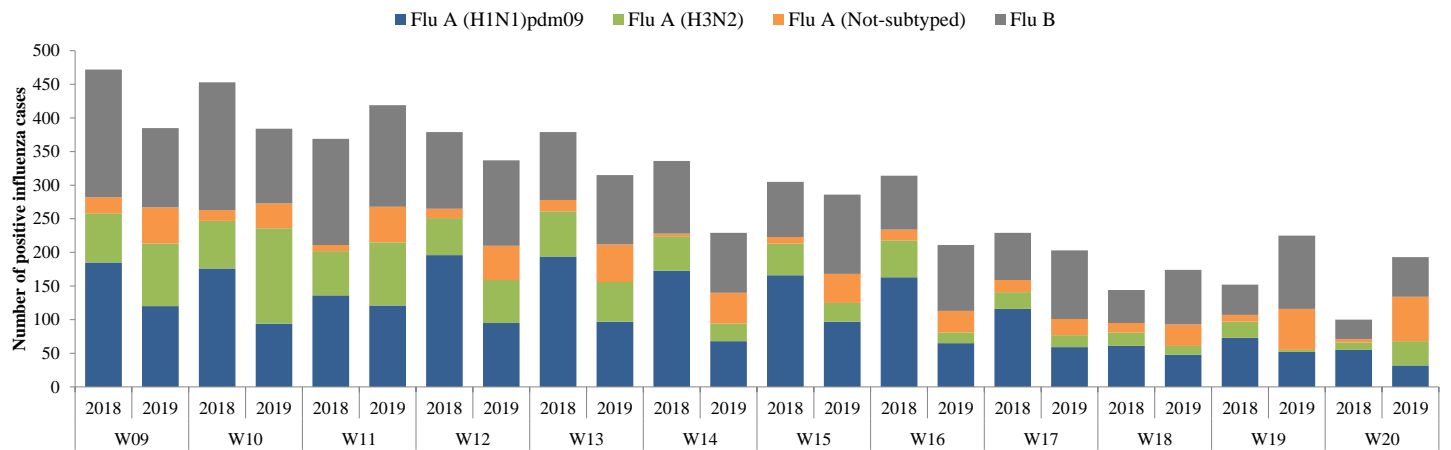
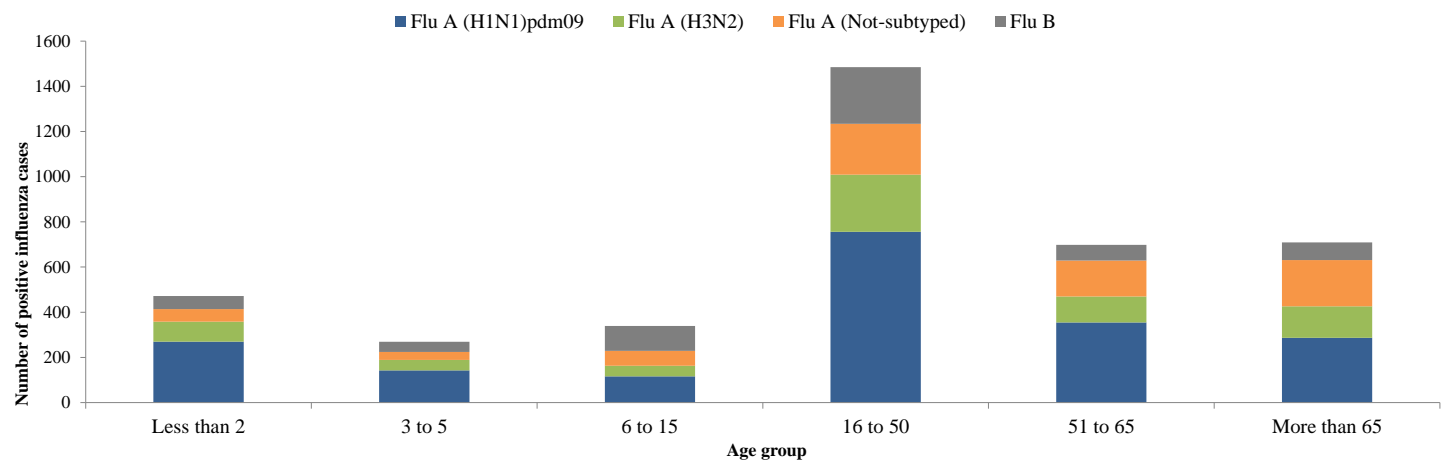


Figure 4 Age group distribution of influenza cases by virus type in the EMR from W40/2018 to W20/2019



**Table 2. Reported cases by country
W01-W20/2019**

Country	Number of enrolled cases	Tested cases Number (%)	Influenza positive cases Number (%)	Positive cases			
				Flu A			Flu B
				Flu A (H1N1)pdm09	Flu A (H3N2)	Flu A (Not-subtyped)	Number (%)
Afghanistan	1541	1534 (100)	164 (11)	95 (58)	37 (23)	(-)	32 (20)
Bahrain	324	320 (99)	59 (18)	26 (44)	9 (15)	8 (14)	16 (27)
Egypt	4746	4746 (100)	361 (8)	91 (25)	171 (47)	(-)	99 (27)
Iran (Islamic Republic of)	8444	8444 (100)	1744 (21)	52 (3)	1335 (77)	337 (19)	20 (1)
Iraq	482	482 (100)	77 (16)	12 (16)	65 (84)	(-)	(-)
Jordan	391	389 (99)	77 (20)	32 (42)	36 (47)	(-)	9 (12)
Kuwait	4569	4569 (100)	1128 (25)	597 (53)	182 (16)	(-)	349 (31)
Lebanon	470	467 (99)	210 (45)	92 (44)	106 (50)	(-)	12 (6)
Morocco	1957	1957 (100)	747 (38)	512 (69)	217 (29)	12 (2)	6 (1)
occupied Palestinian territory	2160	2160 (100)	710 (33)	431 (61)	279 (39)	(-)	(-)
Oman	2566	2350 (92)	325 (14)	112 (34)	70 (22)	1 (0)	142 (44)
Pakistan	2016	2016 (100)	603 (30)	282 (47)	101 (17)	(-)	220 (36)
Qatar	15457	15457 (100)	2484 (16)	172 (7)	198 (8)	728 (29)	1386 (56)
Saudi Arabia	6165	2019 (33)	976 (48)	402 (41)	(-)	277 (28)	297 (30)
Sudan	144	130 (90)	7 (5)	1 (14)	1 (14)	4 (57)	1 (14)
Syrian Arab Republic	98	97 (99)	33 (34)	15 (45)	8 (24)	10 (30)	(-)
Tunisia	460	460 (100)	139 (30)	30 (22)	106 (76)	(-)	3 (2)
United Arab Emirates	102	102 (100)	19 (19)	8 (42)	(-)	5 (26)	6 (32)
Yemen	121	(-)	(-)	(-)	(-)	(-)	(-)
Total	52213	47699 (91)	9863 (21)	2962 (30)	2921 (30)	1382 (14)	2598 (26)

Published by the Infectious Hazard Management (IHM) unit, World Health Organization (WHO)
Eastern Mediterranean Regional Office (EMRO), Cairo, Egypt.

For Correspondence: Tel. + 20-2-22765797, Fax + 20-2-2765456. E-mail: emrgooutbreak@who.int
Influenza monthly situation updates are available at: <http://www.emro.who.int/health-topics/influenza/regional-situation-update.html>