

# Influenza situation in the Eastern Mediterranean Region

W19/2019 (from 05/05/2019 to 11/05/2019)

Source of data: EMFLU Network and FLUMART

Figure 1. Number of positive influenza cases and influenza positivity rate per week, 2018-2019

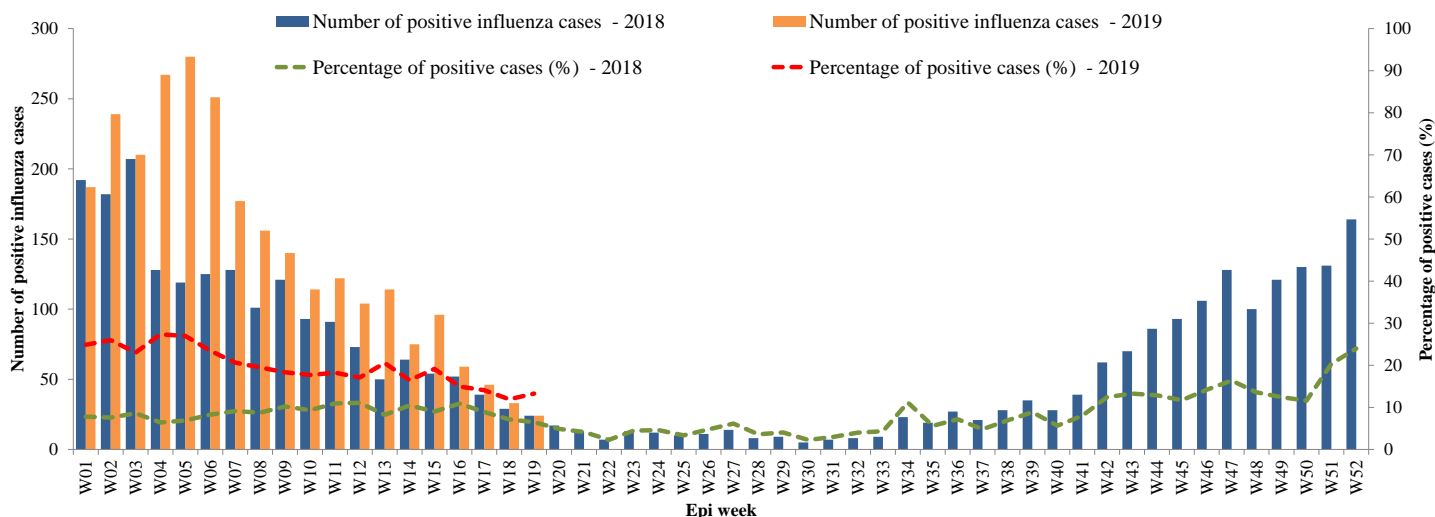


Figure 2. Percentage of circulating virus type by positive influenza cases

W40/2018 - W19/2019

Last 4 weeks

■ Flu A (H1N1)pdm09 ■ Flu A (H3N2) ■ Flu A (Not-subtyped) ■ Flu B

■ Flu A (H1N1)pdm09 ■ Flu A (H3N2) ■ Flu A (Not-subtyped) ■ Flu B

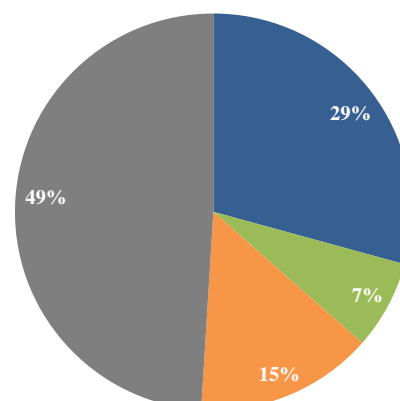
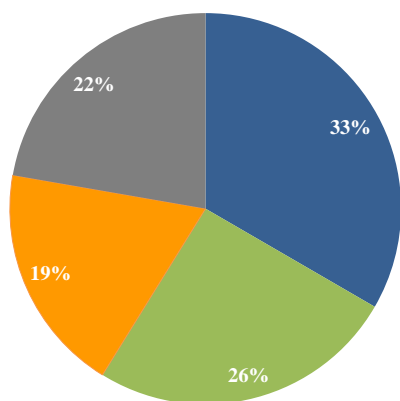
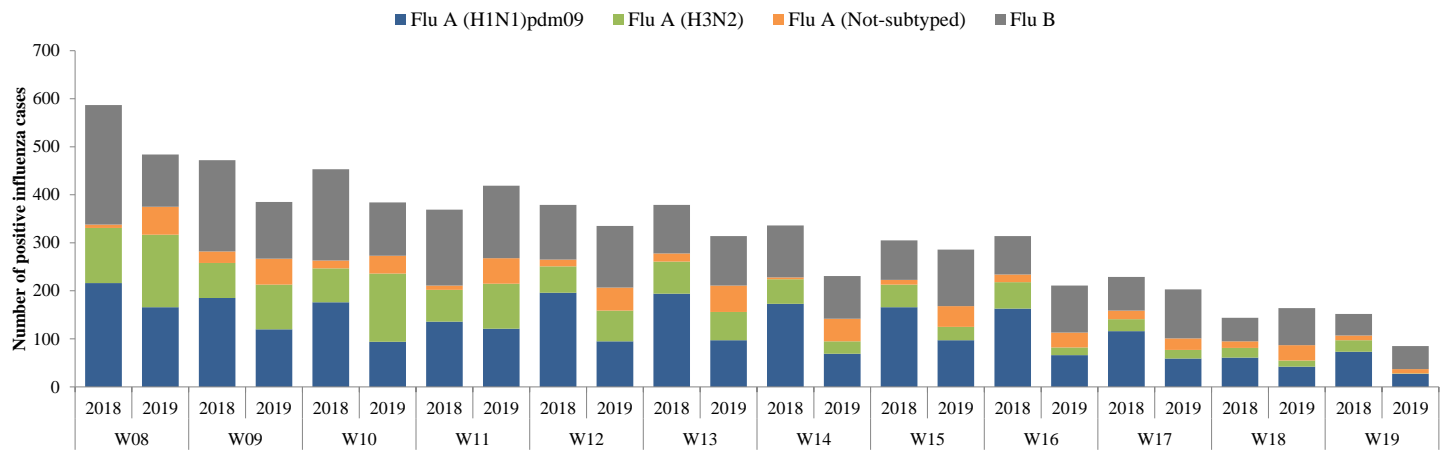


Table 1. Type and Number of influenza viruses detected from W40/2018 to W19/2019 and during last four weeks

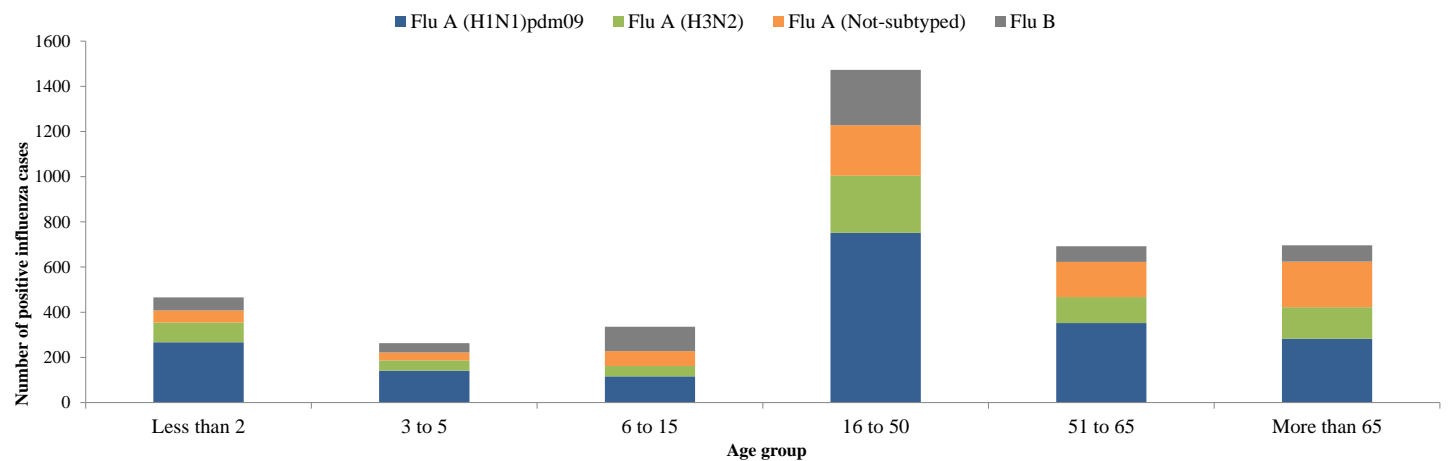
| Virus type           | W40/2018-W19/2019 | Last 4 weeks |
|----------------------|-------------------|--------------|
|                      | Number (%)        | Number (%)   |
| Flu A (H1N1)pdm09    | 6554 (33)         | 194 (29)     |
| Flu A (H3N2)         | 5002 (25)         | 48 (7)       |
| Flu A (Not-subtyped) | 3714 (19)         | 96 (14)      |
| Flu B                | 4373 (22)         | 325 (49)     |
| <b>Total</b>         | <b>19643</b>      | <b>663</b>   |

**Figure 3. Comparison of respiratory pathogens detected from tested specimens by last 12 weeks**

**W19/2019**



**Figure 4 Age group distribution of influenza cases by virus type in the EMR from W40/2018 to W19/2019**



**Table 2. Reported cases by country  
W01-W19/2019**

| Country                        | Number of enrolled cases | Tested cases<br>Number (%) | Influenza positive cases<br>Number (%) | Positive cases    |                  |                      |                  |
|--------------------------------|--------------------------|----------------------------|--|-------------------|------------------|----------------------|------------------|
|                                |                          |                            |  | Flu A             |                  |                      | Flu B            |
|                                |                          |                            |  | Flu A (H1N1)pdm09 | Flu A (H3N2)     | Flu A (Not-subtyped) | Number (%)       |
| Afghanistan                    | 1493                     | 1493 (100)                 | 164 (11)                               | 95 (58)           | 37 (23)          | (-)                  | 32 (20)          |
| Bahrain                        | 322                      | 318 (99)                   | 59 (19)                                | 26 (44)           | 9 (15)           | 8 (14)               | 16 (27)          |
| Egypt                          | 4516                     | 4516 (100)                 | 321 (7)                                | 79 (25)           | 170 (53)         | (-)                  | 72 (22)          |
| Iran (Islamic Republic of)     | 8371                     | 8371 (100)                 | 1743 (21)                              | 52 (3)            | 1334 (77)        | 337 (19)             | 20 (1)           |
| Iraq                           | 482                      | 482 (100)                  | 77 (16)                                | 12 (16)           | 65 (84)          | (-)                  | (-)              |
| Jordan                         | 373                      | 373 (100)                  | 77 (21)                                | 32 (42)           | 36 (47)          | (-)                  | 9 (12)           |
| Kuwait                         | 4489                     | 4489 (100)                 | 1102 (25)                              | 587 (53)          | 178 (16)         | (-)                  | 337 (31)         |
| Lebanon                        | 461                      | 459 (100)                  | 207 (45)                               | 92 (44)           | 105 (51)         | (-)                  | 10 (5)           |
| Morocco                        | 1957                     | 1957 (100)                 | 747 (38)                               | 512 (69)          | 217 (29)         | 12 (2)               | 6 (1)            |
| occupied Palestinian territory | 2160                     | 2160 (100)                 | 710 (33)                               | 431 (61)          | 279 (39)         | (-)                  | (-)              |
| Oman                           | 2482                     | 2277 (92)                  | 303 (13)                               | 106 (35)          | 70 (23)          | (-)                  | 127 (42)         |
| Pakistan                       | 2016                     | 2016 (100)                 | 603 (30)                               | 282 (47)          | 101 (17)         | (-)                  | 220 (36)         |
| Qatar                          | 13994                    | 13994 (100)                | 2278 (16)                              | 152 (7)           | 167 (7)          | 619 (27)             | 1340 (59)        |
| Saudi Arabia                   | 5756                     | 1869 (32)                  | 934 (50)                               | 390 (42)          | (-)              | 267 (29)             | 277 (30)         |
| Sudan                          | 143                      | 82 (57)                    | 5 (6)                                  | 1 (20)            | 1 (20)           | 2 (40)               | 1 (20)           |
| Syrian Arab Republic           | 98                       | 97 (99)                    | 33 (34)                                | 15 (45)           | 8 (24)           | 10 (30)              | (-)              |
| Tunisia                        | 460                      | 460 (100)                  | 139 (30)                               | 30 (22)           | 106 (76)         | (-)                  | 3 (2)            |
| United Arab Emirates           | 90                       | 90 (100)                   | 17 (19)                                | 7 (41)            | (-)              | 5 (29)               | 5 (29)           |
| Yemen                          | 121                      | (-)                        | (-)                                    | (-)               | (-)              | (-)                  | (-)              |
| <b>Total</b>                   | <b>49784</b>             | <b>45503 (91)</b>          | <b>9519 (21)</b>                       | <b>2901 (30)</b>  | <b>2883 (30)</b> | <b>1260 (13)</b>     | <b>2475 (26)</b> |

Published by the Infectious Hazard Management (IHM) unit, World Health Organization (WHO)  
Eastern Mediterranean Regional Office (EMRO), Cairo, Egypt.

For Correspondence: Tel. + 20-2-22765797, Fax + 20-2-2765456. E-mail: [emgooutbreak@who.int](mailto:emgooutbreak@who.int)

Influenza monthly situation updates are available at: <http://www.emro.who.int/health-topics/influenza/regional-situation-update.html>