

# Influenza situation in the Eastern Mediterranean Region

W16/2019 (from 14/04/2019 to 20/04/2019)

Source of data: EMFLU Network and FLUMART

Figure 1. Number of positive influenza cases and influenza positivity rate per week, 2018-2019

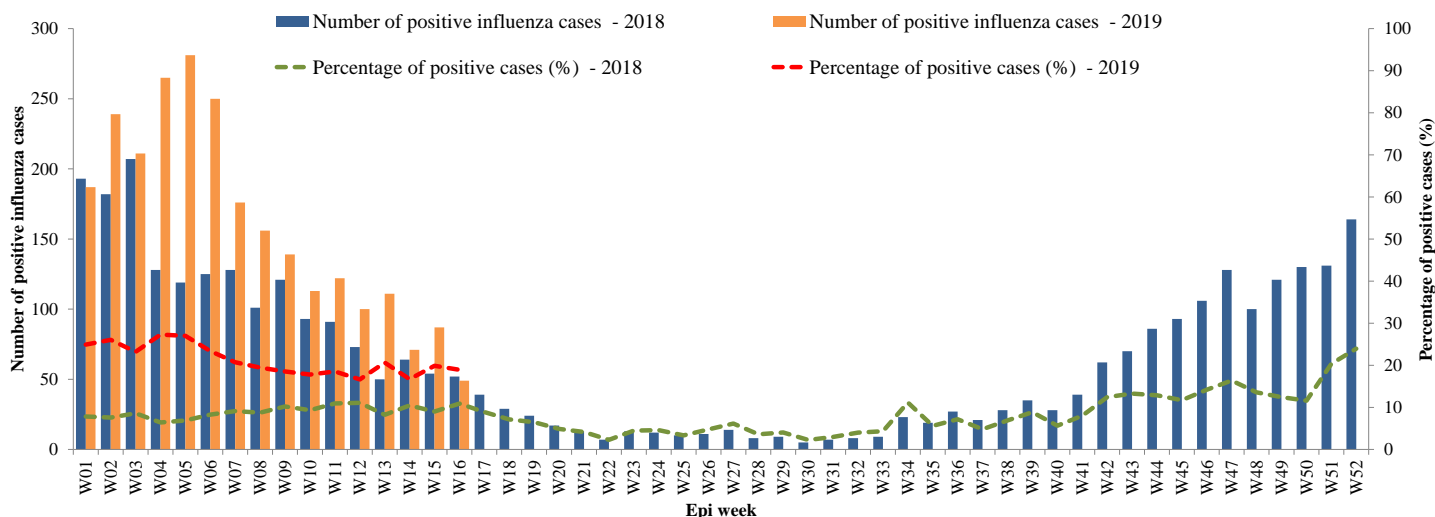


Figure 2. Percentage of circulating virus type by positive influenza cases

W40/2018 - W16/2019

Last 4 weeks

■ Flu A (H1N1)pdm09 ■ Flu A (H3N2) ■ Flu A (Not-subtyped) ■ Flu B

■ Flu A (H1N1)pdm09 ■ Flu A (H3N2) ■ Flu A (Not-subtyped) ■ Flu B

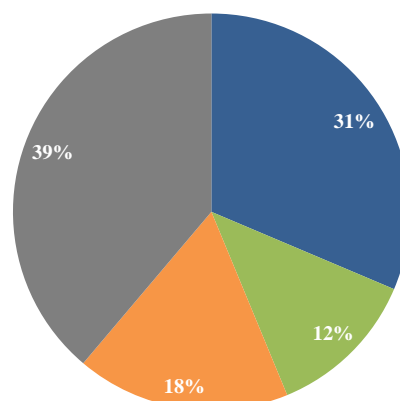
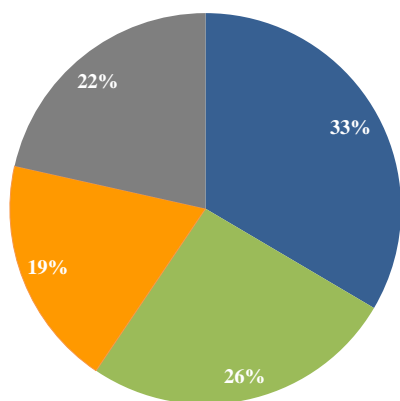
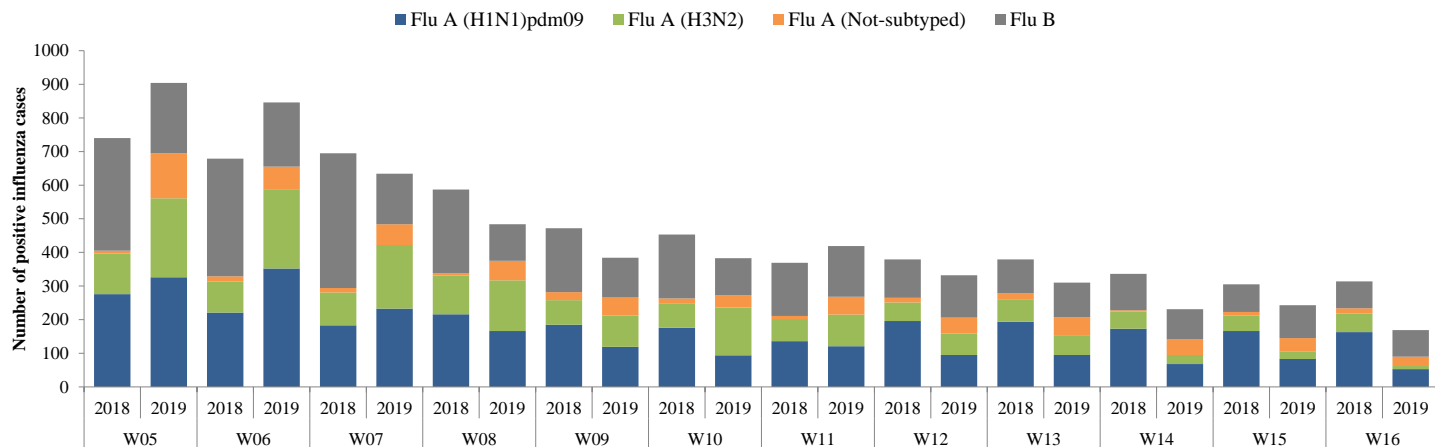


Table 1. Type and Number of influenza viruses detected from W40/2018 to W16/2019 and during last four weeks

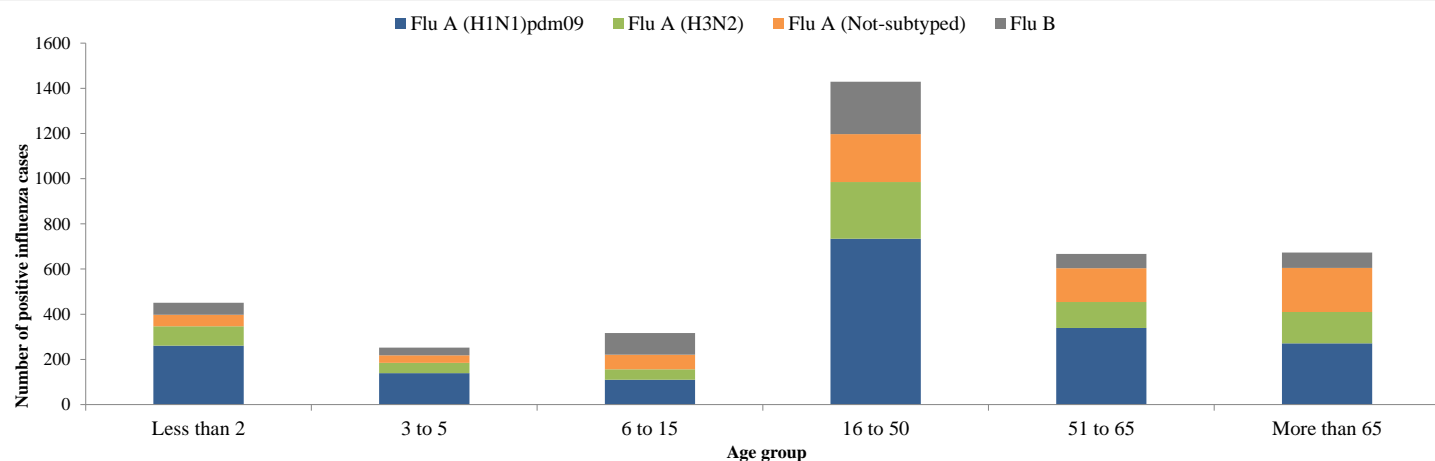
Virus type	W40/2018-W16/2019	Last 4 weeks
	Number (%)	Number (%)
Flu A (H1N1)pdm09	6393 (33)	299 (31)
Flu A (H3N2)	4959 (26)	118 (12)
Flu A (Not-subtyped)	3636 (19)	166 (17)
Flu B	4105 (22)	370 (39)
<b>Total</b>	<b>19093</b>	<b>953</b>

**Figure 3. Comparison of respiratory pathogens detected from tested specimens by last 12 weeks**

**W16/2019**



**Figure 4 Age group distribution of influenza cases by virus type in the EMR from W40/2018 to W16/2019**



**Table 2. Reported cases by country  
W01-W16/2019**

Country	Number of enrolled cases	Tested cases Number (%)	Influenza positive cases Number (%)	Positive cases			
				Flu A			Flu B
				Flu A (H1N1)pdm09	Flu A (H3N2)	Flu A (Not-subtyped)	Number (%)
Afghanistan	1385	1324 (96)	159 (12)	94 (59)	36 (23)	(-)	29 (18)
Bahrain	266	263 (99)	54 (21)	24 (44)	9 (17)	7 (13)	14 (26)
Egypt	3903	3903 (100)	248 (6)	52 (21)	163 (66)	(-)	33 (13)
Iran (Islamic Republic of)	7989	7989 (100)	1738 (22)	51 (3)	1331 (77)	337 (19)	19 (1)
Iraq	458	458 (100)	76 (17)	11 (14)	65 (86)	(-)	(-)
Jordan	316	316 (100)	69 (22)	29 (42)	34 (49)	(-)	6 (9)
Kuwait	4027	4027 (100)	962 (24)	540 (56)	171 (18)	(-)	251 (26)
Lebanon	436	434 (100)	197 (45)	92 (47)	99 (50)	(-)	6 (3)
Morocco	1954	1954 (100)	747 (38)	512 (69)	217 (29)	12 (2)	6 (1)
occupied Palestinian territory	2160	2160 (100)	710 (33)	431 (61)	279 (39)	(-)	(-)
Oman	2106	1907 (91)	252 (13)	96 (38)	61 (24)	(-)	95 (38)
Pakistan	2016	2016 (100)	603 (30)	282 (47)	101 (17)	(-)	220 (36)
Qatar	12577	12577 (100)	2148 (17)	135 (6)	159 (7)	574 (27)	1280 (60)
Saudi Arabia	4964	1575 (32)	825 (52)	342 (41)	(-)	241 (29)	242 (29)
Sudan	127	68 (54)	4 (6)	1 (25)	1 (25)	1 (25)	1 (25)
Syrian Arab Republic	88	87 (99)	33 (38)	15 (45)	8 (24)	10 (30)	(-)
Tunisia	460	460 (100)	139 (30)	30 (22)	106 (76)	(-)	3 (2)
United Arab Emirates	34	34 (100)	5 (15)	3 (60)	(-)	(-)	2 (40)
Yemen	121	(-)	(-)	(-)	(-)	(-)	(-)
<b>Total</b>	<b>45387</b>	<b>41552 (92)</b>	<b>8969 (22)</b>	<b>2740 (31)</b>	<b>2840 (32)</b>	<b>1182 (13)</b>	<b>2207 (25)</b>

Published by the Infectious Hazard Management (IHM) unit, World Health Organization (WHO)  
Eastern Mediterranean Regional Office (EMRO), Cairo, Egypt.

For Correspondence: Tel. + 20-2-22765797, Fax + 20-2-2765456. E-mail: [emrgooutbreak@who.int](mailto:emrgooutbreak@who.int)

Influenza monthly situation updates are available at: <http://www.emro.who.int/health-topics/influenza/regional-situation-update.html>