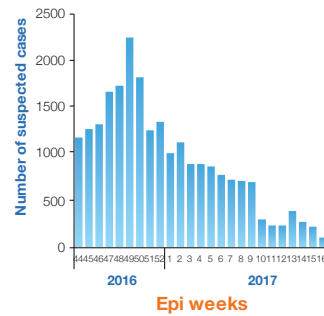


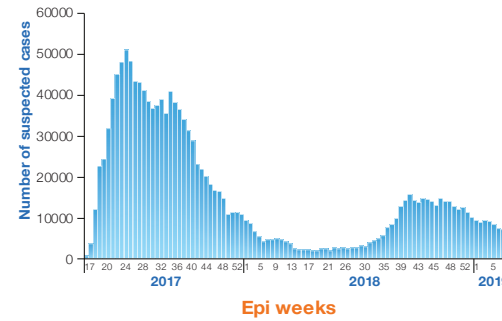
Highlights

- In February 2019, the Ministry of Public Health and Population of Yemen reported a total 31 960 suspected cholera cases including 55 related deaths (case fatality rate: 0.17%), from 18 governorates.
- The cumulative number of suspected cholera cases reported in Yemen since October 2016 to February 2019 is 1 490 808 including 2 963 related deaths with a case fatality rate of 0.19%. The country experienced a second wave of this outbreak from 27 April 2017. The total number of suspected cholera cases reported during the second wave were 1 464 981 including 2 834 related deaths with a case fatality rate of 0.19%.
- Since January 2018, a total of 11 704 stool specimens were tested. Out of these, 3 698 were laboratory confirmed for *Vibrio cholerae*.
- The 5 governorates with the highest cumulative attack rate per 10 000 are Amran (1 320.76), Al Mahwit (1 124.11), Sana'a (831.08), Dahamar (738.26) and Al Hudaydah (677.13). The national attack rate is 520.10 per 10 000. The Governorate with high numbers of deaths are Hajjah (475), Ibb (391), Al Hudaydah (344) and Amran and Taizz (226).

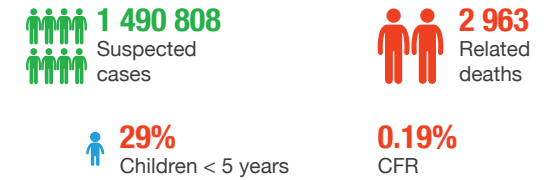
Epidemic curve of cholera cases in Yemen, October 2016 - 26 April 2017 (First wave)



Epidemic curve of cholera cases in Yemen, 27 April 2017 - 28 February 2019 (Second wave)



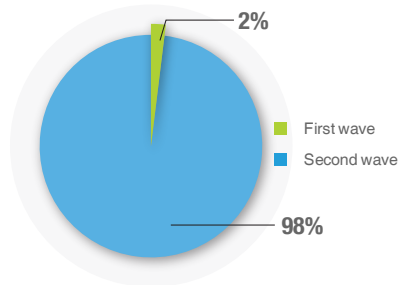
Cumulative key figures, October 2016 – February 2019



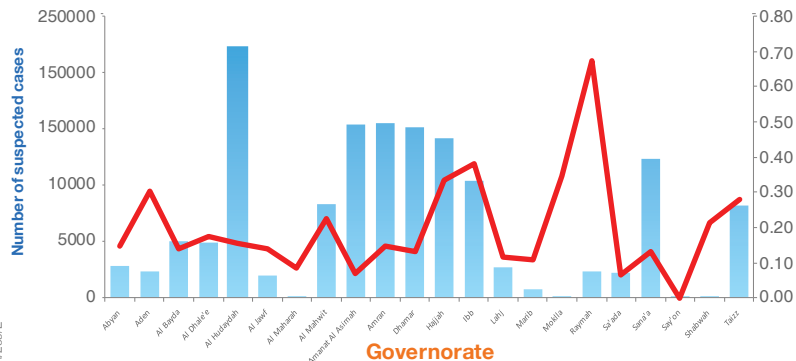
Last 4 weeks key figures, February 2019



Cholera cases reported in Yemen by epidemic wave, October 2016 – February 2019 (n= 1 490 808)



Cholera cases and Case fatality rates by governorate in Yemen, 27 April 2017 – 28 February 2019 (second wave)



Cholera cases and deaths reported during the second wave by governorate, 27 April 2017 – 28 February 2019

Governorate	Cases	Deaths	CFR (%)	Cumulative attack rate (per 10 000)
Abyan	28399	42	0.15	491.68
Aden	23297	71	0.30	247.73
Al Bayda	50320	71	0.14	657.47
Al Dhale'e	48952	86	0.18	658.43
Al Hudaydah	222130	344	0.15	677.13
Al Jawf	19259	27	0.14	329.54
Al Maharah	1173	1	0.09	77.33
Al Mahwit	83293	188	0.23	1124.11
Amanat Al Asimah	153440	110	0.07	528.74
Amran	154215	226	0.15	1320.76
Dhahar	150657	197	0.13	738.26
Hajjah	141511	475	0.34	591.81
Ibb	102870	391	0.38	344.08
Lahj	26384	31	0.12	258.83
Marib	7354	8	0.11	202.02
Mokla	575	2	0.35	12.85
Raymah	23041	155	0.67	374.58
Sa'ada	22245	15	0.07	237.22
Sana'a	123424	165	0.13	831.08
Say'on	31	0	-	0.81
Shabwah	1402	3	0.21	22.93
Taizz	81009	226	0.28	267.37
Total	1 464 981	2 834	0.19	520.10

Distribution of suspected cholera cases in Yemen, January 2017 – February 2019

