



COVID-19 Situation Report December 2022

EPIDEMIOLOGICAL SITUATION

- As of 31 December 2022, the Eastern Mediterranean Region (EMR) has reported 23 223 032 confirmed COVID-19 cases and 349 091 deaths since the start of the pandemic with the total number of tests reaching 442 398 948.
- During the reporting period, in comparison with the previous month¹²:
 - The number of cases decreased by 35%
 - The number of deaths decreased by 13%
 - The number of conducted tests decreased by 54%
 - 3 countries reported an increase in cases
 - 5 countries reported an increase in deaths
 - 3 countries reported a simultaneous decrease in cases and deaths
- To date, 20 EMR countries reported the Omicron variant of concern (VOCs) including 19 countries that reported BA.1 sub-lineage, 16 countries reported BA.2 sub-lineage, two countries reported BA.3 sub-lineage, nine countries reported BA.4 sub-lineage, and nine countries reported BA.5 sub-lineage.

SITUATION IN NUMBERS

(as of midnight GMT+2, 31 December 2022)



3
countries reported an increase in the number of cases this month



5
countries reported an increase in the number of deaths this month



23 223 032
Total laboratory-confirmed cases



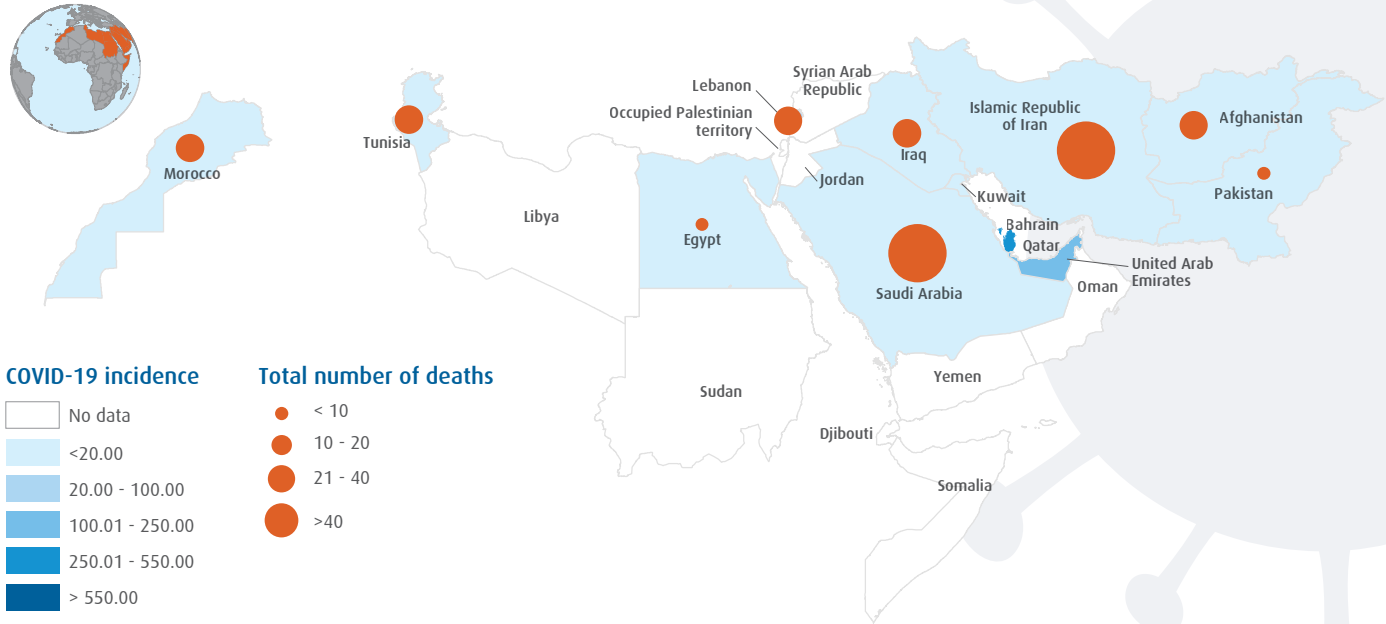
349 091
Total reported deaths



442 398 948
Total tests

¹ Among countries having reported updated and complete monthly data. Figures should be interpreted with caution in countries on weekly reporting.
² An increase or decrease is defined here by a monthly change of at least 5%.

Map 1: COVID-19 monthly attack rate per 100,000 population and numbers of new deaths per country in the Eastern Mediterranean Region 1-31 December 2022



Map 2: Countries reporting currently and previously circulating SARS-CoV-2 variants of concern (VOCs) in the Eastern Mediterranean Region as of 31 December 2022

as of 31 December 2022


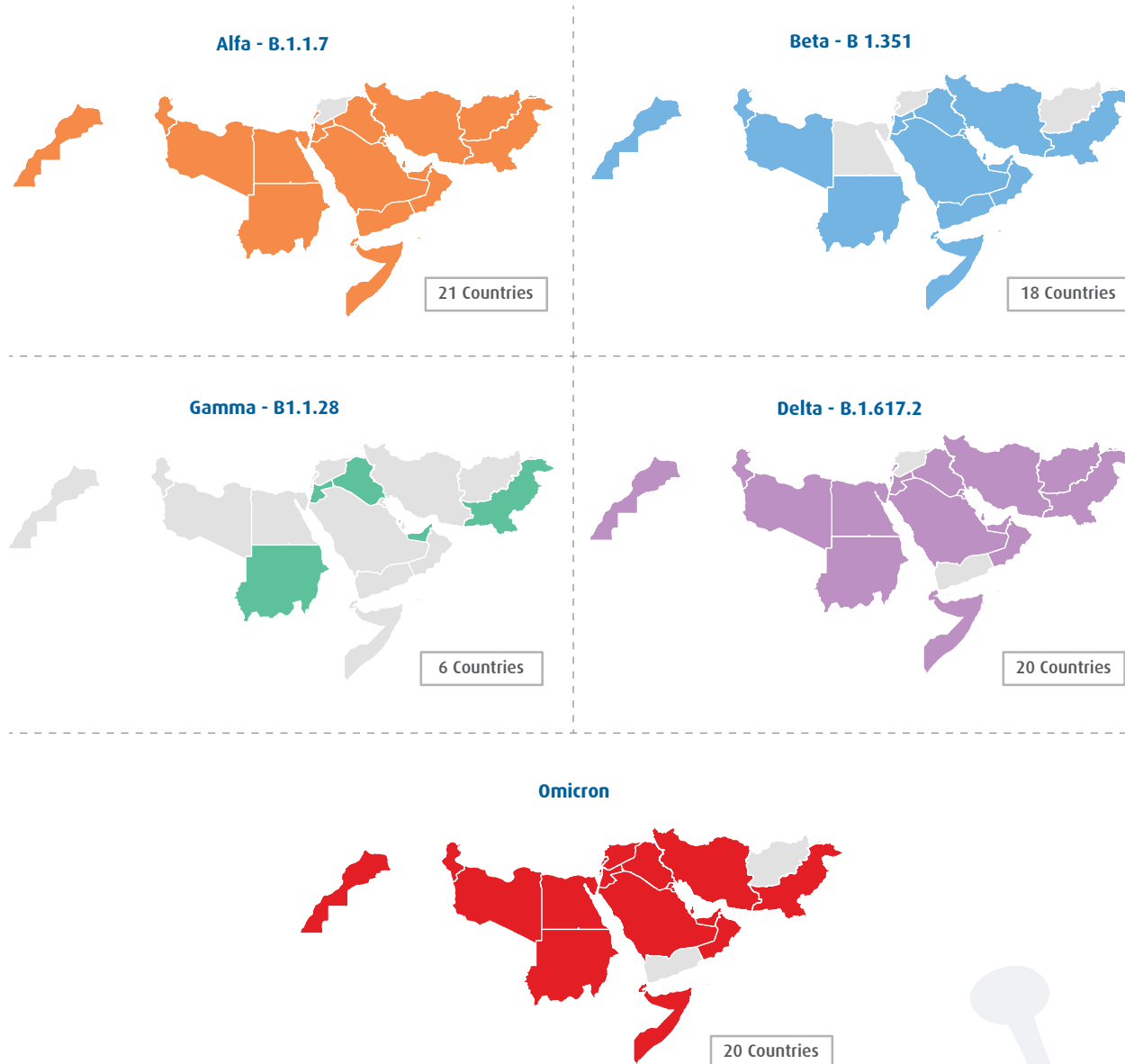


Table 1: Epidemiological situation in the Eastern Mediterranean Region

1-31 December 2022

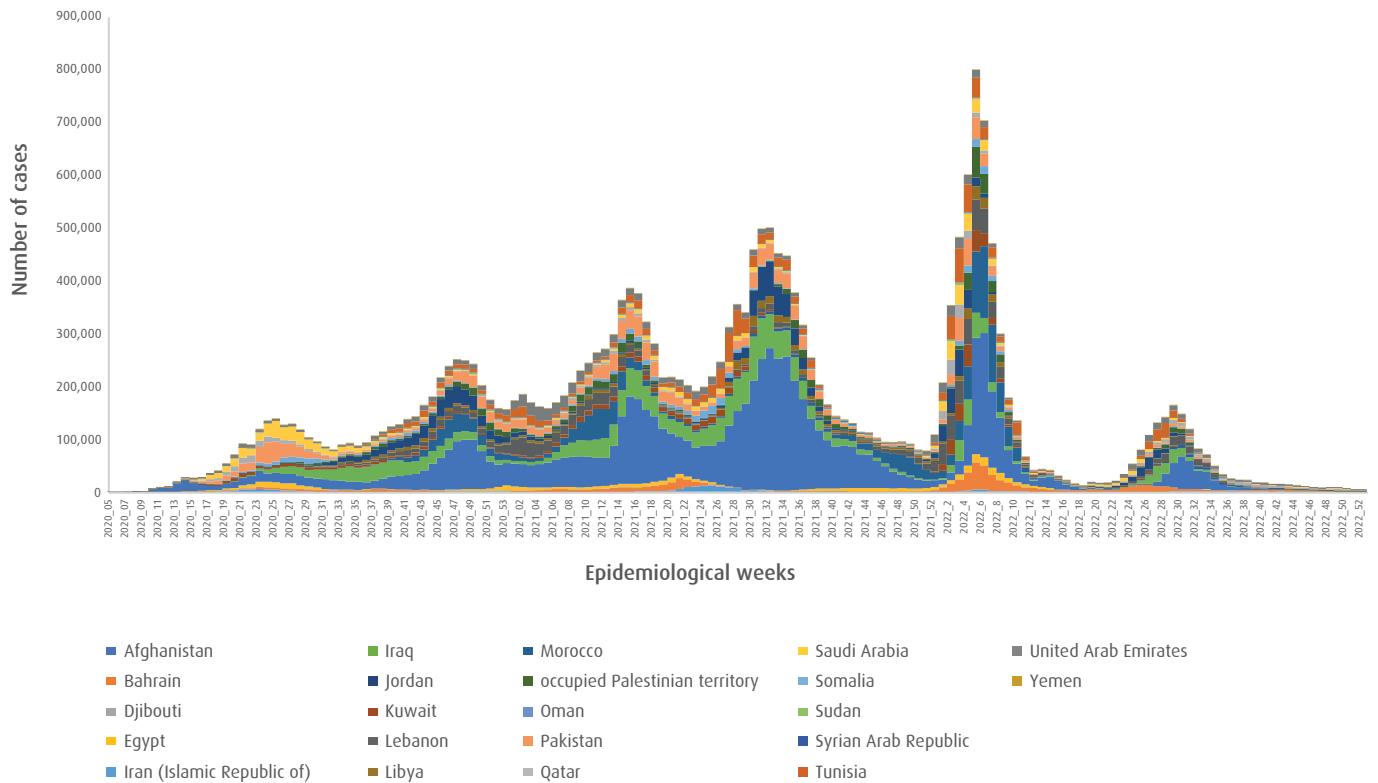
Country	New Confirmed Cases	Total Confirmed Cases	New Deaths	Total Deaths	CFR	Total Recovered	Total Tests ³
Afghanistan	1513	207 585	15	7849	3.8%	185 428	1 177 765
Bahrain*	282	696 614	0	1536	0.2%	694 159	10 578 766
Djibouti*		15 690		189	1.2%	15 497	319 153
Egypt	91	515 533	4	24 802	4.8%	486 232	12 411 590
Iran (Islamic Republic of)	1434	7 561 140	52	144 685	1.9%	7 336 146	54 772 229
Iraq	1878	2 465 545	11	25 375	1.0%	2 439 672	19 550 473
Jordan*		1 746 997		14 122	0.8%	1 731 007	17 201 885
Kuwait*		662 747		2 570	0.4%	660 095	8 447 300
Lebanon	2248	1 222 808	10	10 747	0.9%	1 087 596	10 696 009
Libya*	58	507 142	0	6437	1.3%	500 661	2 537 541
Morocco	2772	1 271 595	10	16 294	1.3%	1 254 848	12 856 284
Occupied Palestinian territory*	159	703 228	0	5708	0.8%	697 361	3 477 872
Oman*		399 154		4628	1.2%	384 946	3 737 036
Pakistan	580	1 575 805	4	30 636	1.9%	1 544 431	31 094 659
Qatar	10 580	489 428	0	685	0.1%	471 629	4 063 664
Saudi Arabia	1 407	827 004	54	9518	1.2%	814 598	44 940 564
Somalia*	24	27 310	0	1361	5.0%	13 182	591 902
Sudan*	47	63 686	3	4994	7.8%	58 676	476 467
Syrian Arab Republic*	24	57 423	0	3163	5.5%	54 260	202 513
Tunisia	573	1 147 645	17	29 285	2.6%	1 134 465	4 985 258
United Arab Emirates	2665	1 047 008	0	2348	0.2%	1 029 658	197 950 426
Yemen*		11 945		2159	18.1%	9124	329 592
Total	26 335	23 223 032	180	349 091	1.5%	22 603 671	442 398 948

* No available data or incomplete data for December 2022

³ Test data is based on data collected by WHO and is affected by the national publishing frequency. Hence, presented figures for some countries may not be up-to-date and the COVID-19 epidemiological situation should therefore be interpreted with caution.

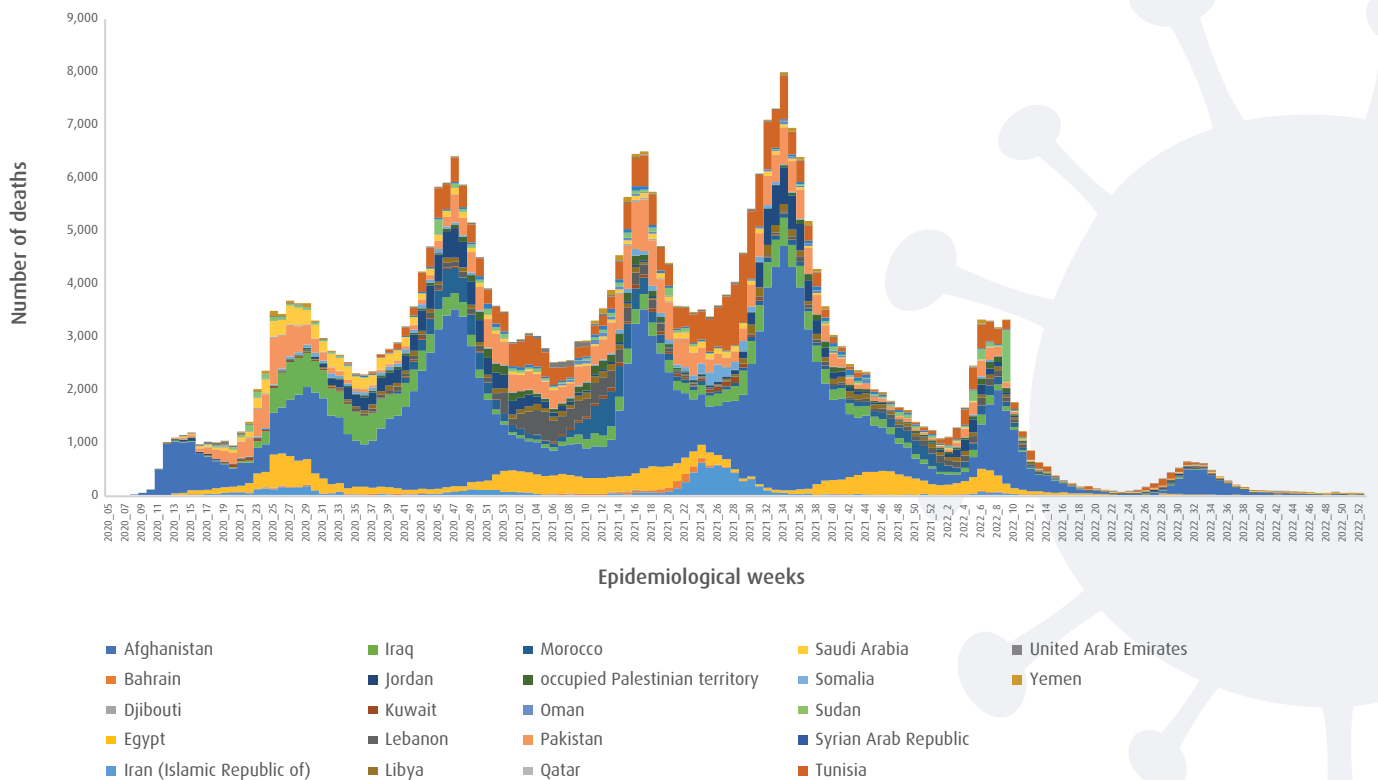
Graph 1: Weekly distribution of COVID-19 cases in the Eastern Mediterranean Region

26 January 2020 – 31 December 2022



Graph 2: Weekly distribution of COVID-19 deaths in the Eastern Mediterranean Region

26 January 2020 – 31 December 2022



REGIONAL RESPONSE HIGHLIGHTS

Operations Support and Logistics

- Dispatched US\$ 1.4 million in personal protective equipment (PPE), biomedical equipment, and Laboratory supplies to 13 countries across 3 WHO's regions in the month of December.
- Overall, the Dubai hub experienced a 6% increase in emergency requests over 2021 representing a 341% increase since 2019. Since the start of the COVID-19 pandemic, the hub has supported 137 countries across all 6 WHO's regions through over 1196 ships representing more than USD 135 million in health supplies



Infection Prevention and Control (IPC)

- Conducted a 4-week mission to Afghanistan from 26 November to 22 December 2022 to review the progress of IPC program at the national and facility levels. An IPC training targeting 150 frontline health workers from 5 hospitals was conducted as part of the mission.
- Conducted a 3-day training workshop in collaboration with WHO Country Office in Tunisia between 26 -28 December on managerial aspects of IPC and specific IPC precautions in response to public health emergencies targeting 47 IPC professionals from ten hospitals.
- Conducted a 3-day training workshop in collaboration with WHO Country Office in Iraq between 18-20 December on COVID-19-specific IPC measures in special care areas targeting 47 IPC professionals from ten hospitals.

COVID-19 Vaccine

- Supported the countries to work on the priority-use groups by preparing a baseline work plan which includes practical guidelines.
- Deployed three consultants to Sudan, Somalia, and Libya to support the countries with routine immunization in addition to the COVID-19 vaccination.

Regional COVID-19 website:

<http://www.emro.who.int/health-topics/corona-virus/index.html>

For more information, contact emrgonCoV@who.int