

SITUATION IN NUMBERS (as of midnight GMT+2, 12 March 2022)



1
country reporting biweekly
increase in numbers of cases



1
country reporting biweekly
increase in number of deaths



21 443 470
Total laboratory-
confirmed cases



20 552 632
Total reported recovered cases



338 297
Total reported deaths



356 052 048
Total tests



Laboratory technicians
analyzing tests for
SARS-CoV-2 in the national
public health reference
laboratory in Mogadishu,
Somalia.

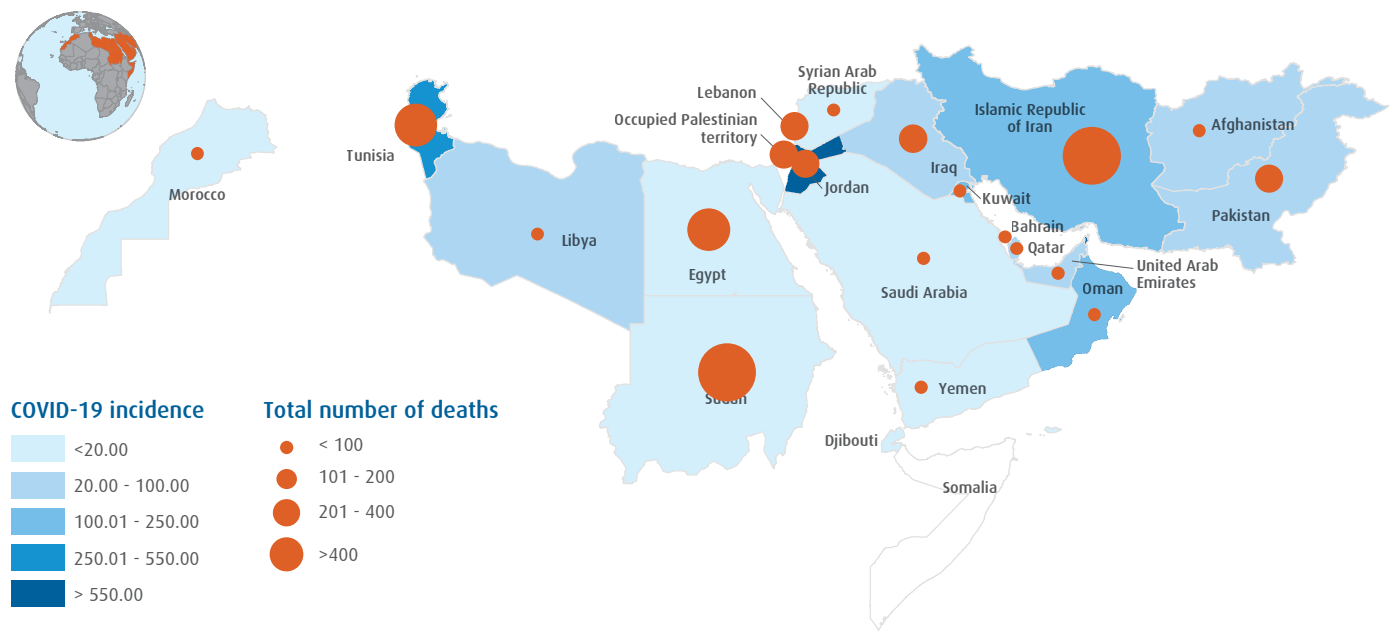
©WHO Somalia

EPIDEMIOLOGICAL HIGHLIGHTS

- **COVID-19 cases and deaths:** As of 12 March 2022, the Eastern Mediterranean Region has reported 21 443 470 confirmed COVID-19 cases and 338 297 deaths since the start of the pandemic.
- **Epidemiological trend:** during the reporting period, in comparison with the previous two weeks:
 - The number of reported cases decreased by 60%
 - The number of reported deaths decreased by 22%
 - The number of conducted tests decreased by 21%
 - An increase in cases was reported by one country
 - An increase in deaths was reported by one country
 - Fifteen countries reported a simultaneous decrease in cases and deaths
- **COVID-19 testing:** The total number of tests in the Region has reached 356 052 048 with a median cumulative positivity ratio of 10.3% (range from 0.6% to 34.7%).
- **Variants of concern (VOCs):**
 - 21 countries/territories in the Region have officially reported the detection of the Alpha VOC.
 - 18 countries/territories in the Region have officially reported the detection of the Beta VOC.
 - 6 countries/territories in the Region have officially reported the detection of the Gamma VOC.
 - 20 countries/territories in the Region have officially reported the detection of the Delta VOC.
 - 17 countries/territories in the Region have officially reported the detection of the Omicron VOC.

Map 1: COVID-19 biweekly cumulative incidence rate per 100,000 population and numbers of new deaths per country in the Eastern Mediterranean Region

27 February - 12 March 2022



Map 2: Countries reporting SARS-CoV-2 Variants of Concern (VOCs) in the Eastern Mediterranean Region

27 February - 12 March 2022

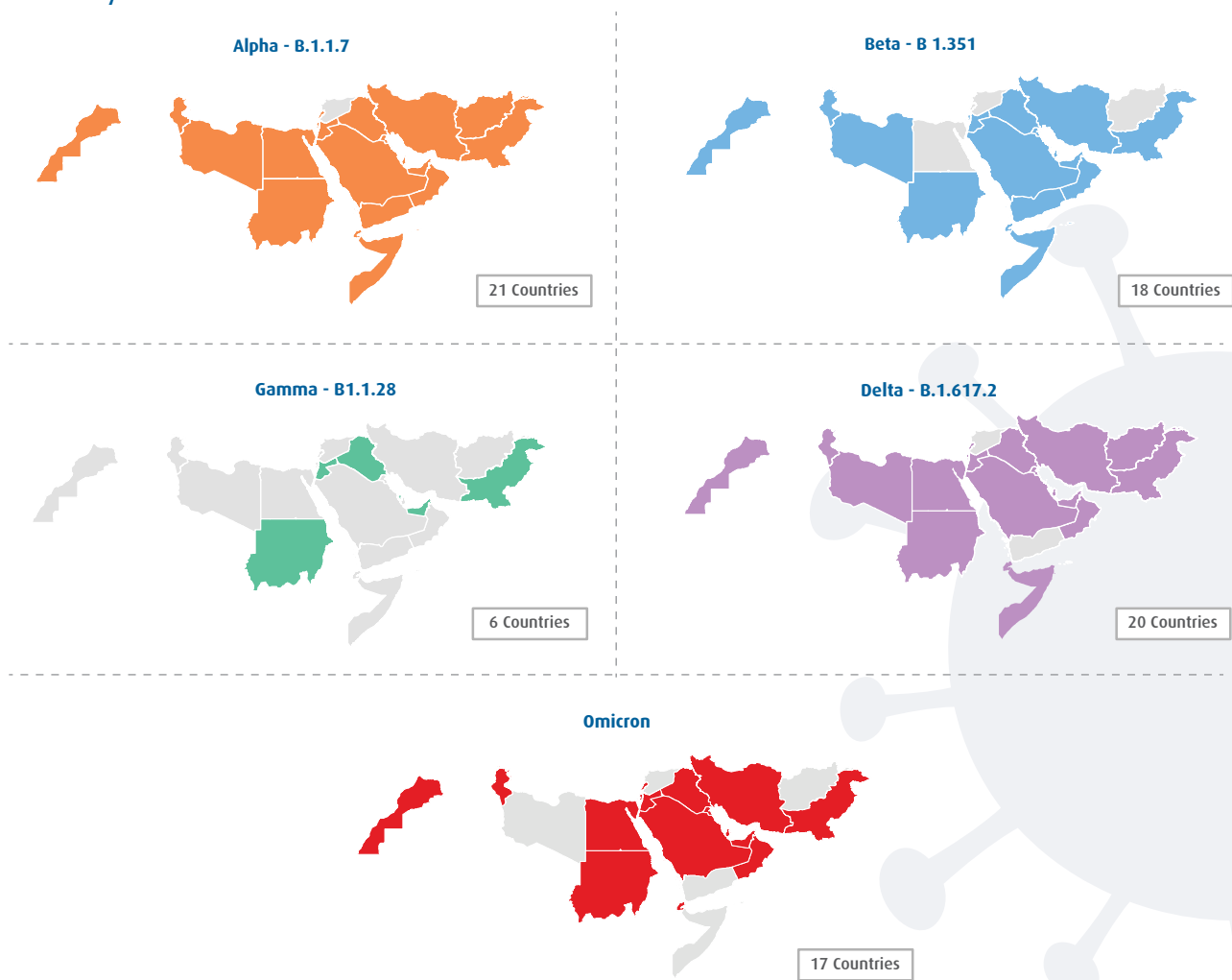


Table 1: Epidemiological situation in the Eastern Mediterranean Region

27 February - 12 March 2022

Country	New Confirmed Cases	Total Confirmed Cases	New Deaths	Total Deaths	CFR	Total Recovered	Total Tests
Afghanistan	2 806	176 201	50	7 643	4.3%	158 429	904 055
Bahrain	26 851	536 241	12	1 462	0.3%	519 963	9 496 204
Djibouti	17	15 564	0	189	1.2%	15 360	289 652
Egypt	14 646	495 373	285	24 277	4.9%	424 831	6 007 243
Iran (Islamic Republic of)	88 820	7 119 763	2 441	138 831	1.9%	6 774 197	48 179 304
Iraq	11 647	2 312 292	137	25 097	1.1%	2 264 808	18 137 544
Jordan	63 001	1 680 179	161	13 959	0.8%	1 647 266	16 499 905
Kuwait	6 758	625 461	14	2 550	0.4%	618 690	7 763 313
Lebanon	18 807	1 084 114	131	10 200	0.9%	988 955	10 275 530
Libya	6 452	500 000	94	6 344	1.3%	483 102	2 474 070
Morocco	1 290	1 162 040	66	16 036	1.4%	1 145 120	11 156 652
Occupied Palestinian territory	9 025	653 662	116	5 612	0.9%	642 828	3 323 287
Oman	5 507	386 325	12	4 250	1.1%	377 476	1 986 264
Pakistan	10 188	1 518 692	134	30 307	2.0%	1 470 424	26 897 815
Qatar	2 665	359 028	8	675	0.2%	357 057	3 392 636
Saudi Arabia	4 882	748 624	23	9 017	1.2%	730 355	41 219 077
Somalia		26 400		1 359	5.1%	13 182	431 841
Sudan ¹	255	61 713	964	4 872	7.9%	30 928	475 025
Syrian Arab Republic	949	55 329	46	3 114	5.6%	49 569	158 382
Tunisia ²	31 842	1 029 596	289	28 062	2.7%	982 422	4 473 309
United Arab Emirates	6 343	885 089	1	2 302	0.3%	848 821	142 181 348
Yemen	24	11 784	6	2 139	18.2%	8 849	329 592
Total	312 775	21 443 470	4 990	338 297	1.6%	20 552 632	356 052 048

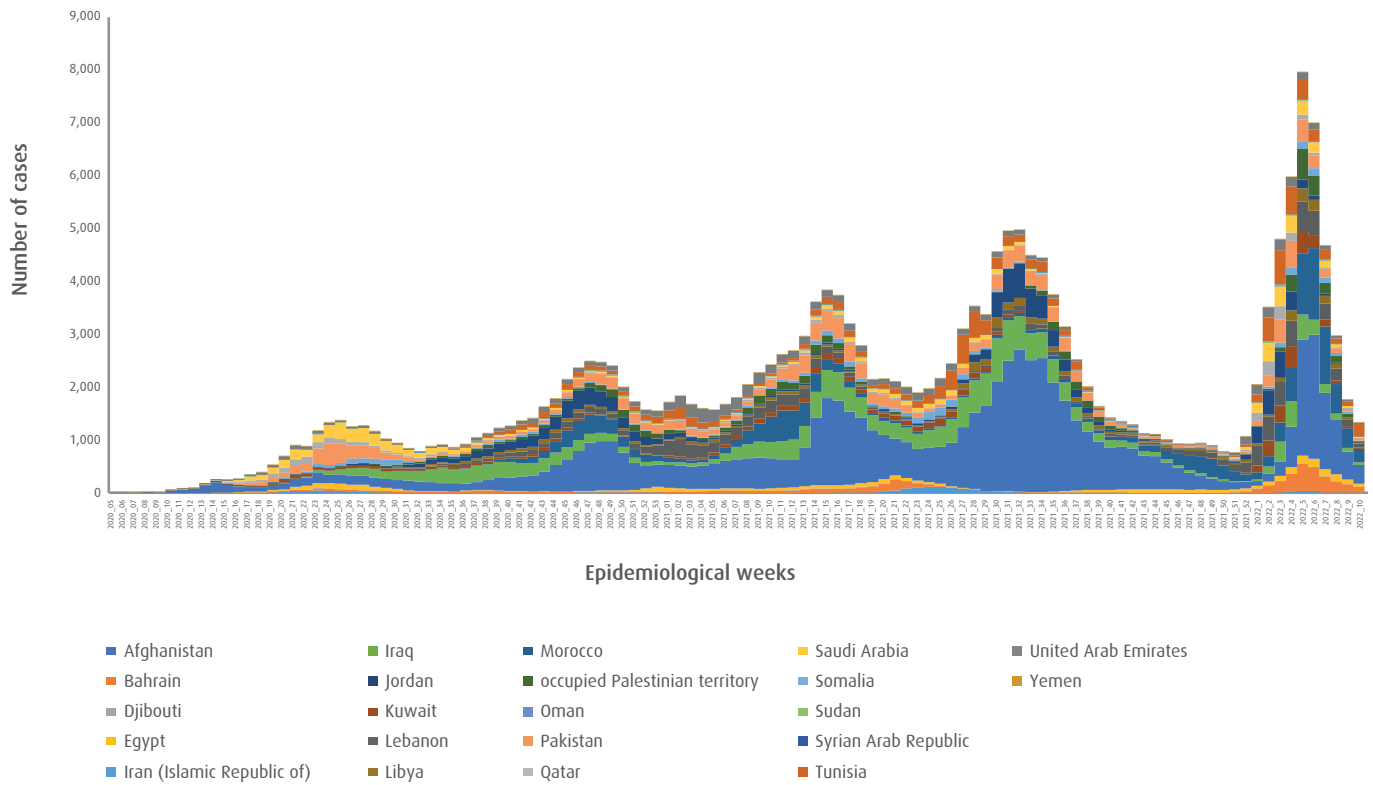
¹ Week 9-2022 includes retrospective reporting of deaths that occurred before week 9-2022

² Week 10-2022 includes retrospective reporting of cases that occurred before week 10-2022



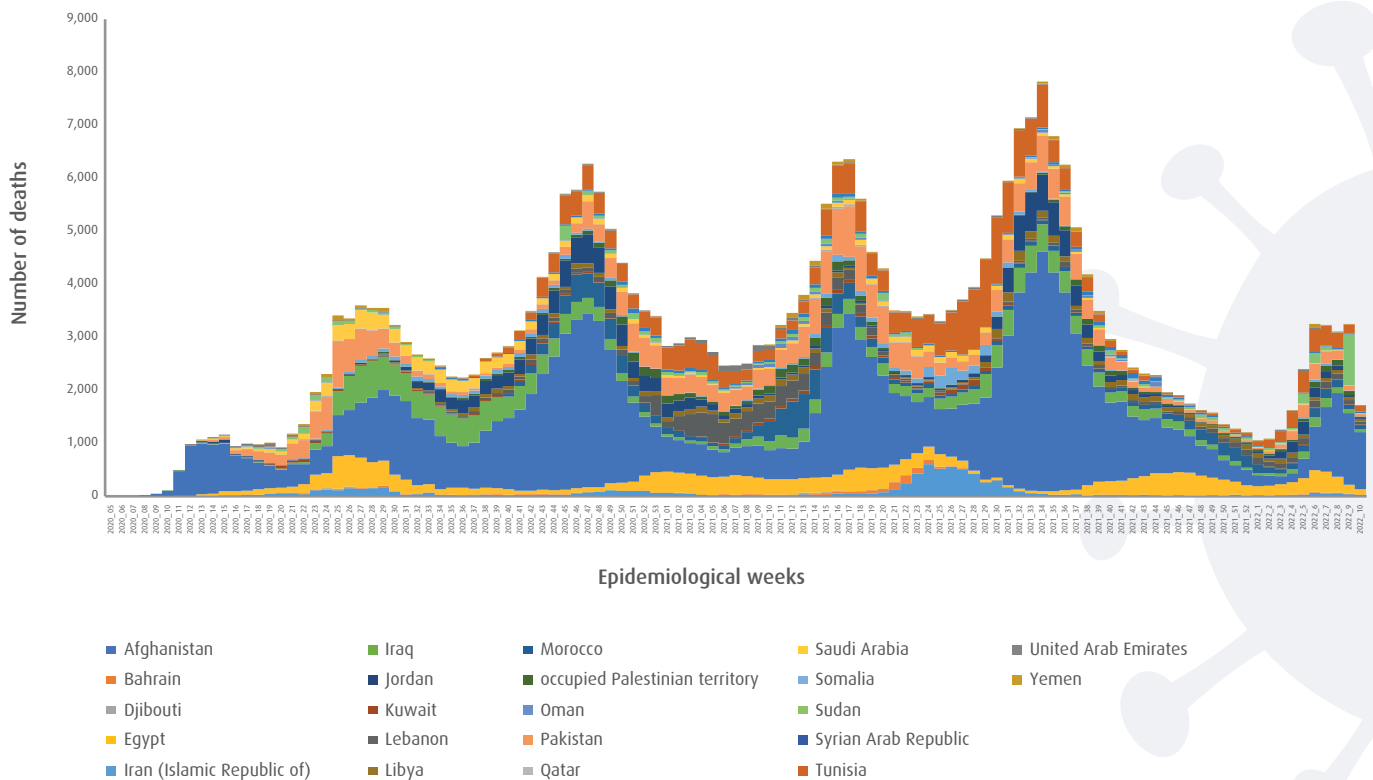
Graph 1: Weekly distribution of COVID-19 cases in the Eastern Mediterranean Region

26 January 2020 - 12 March 2022



Graph 2: Weekly distribution of COVID-19 deaths in the Eastern Mediterranean Region

26 January 2020 - 12 March 2022



REGIONAL RESPONSE HIGHLIGHTS

Health Operations and Technical Expertise

Infection Prevention and Control (IPC)

- Launched the online IPC Global Community of Practice Platform in the EMR Region and the AFRO Region in collaboration with the WHO headquarters on 8 March 2022. This virtual platform aims to facilitate networking and collaboration between countries and health facilities to implement and improve IPC practices as well as share lessons learned regarding the implementation of IPC COVID-19 guidance and other IPC strategies during the pandemic.
- Conducted a mission to Jordan (5 to 10 March 2022) to support the country in reviewing the IPC measures in response to the COVID-19 outbreak and streamline the IPC activities both at national and facility levels.

Operations Support and Logistics

- Delivered USD 1.4 million in health supplies to different WHO Regions.
- Averaged at USD 1.4 million and the physical handling of 100 metric tons every five days for the first 11 weeks of 2022.
- Supported all six WHO Regions in 2022, with the operation on pace to exceed 2021 outputs as demands continue to increase.

Research and Knowledge Management

- Held two interactive capacity-building training sessions on the use of Research Electronic Data Capture (REDCap) software for study design and data management on 7 and 8 March, with a total of 14 participants from study teams of the three target countries: Egypt, Jordan, and Pakistan.

Essential Health Services and Systems

- Completed training on data analysis for the Frontline Service Readiness Assessment for four countries.
- Prepared the draft report for the Frontline Service Readiness Assessment that was completed in Afghanistan.

Regional COVID-19 website:

<http://www.emro.who.int/health-topics/corona-virus/index.html>

For more information, contact emrgonCoV@who.int